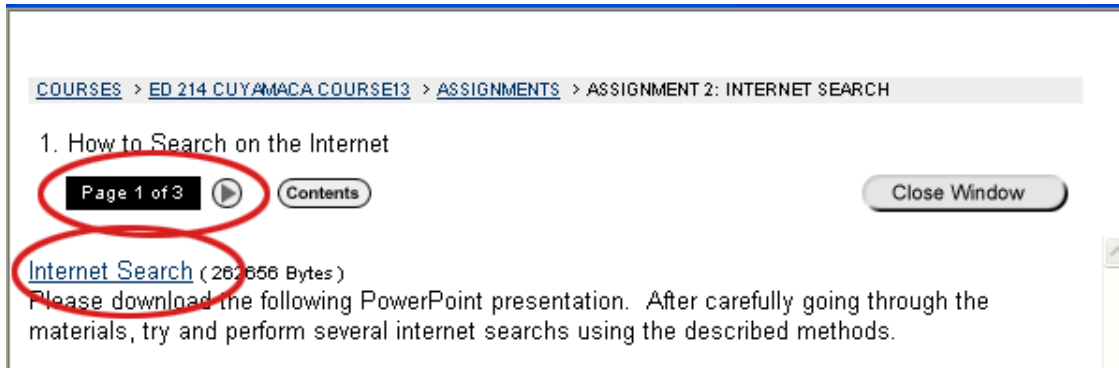




# How to Navigate a Learning Unit in Blackboard

Click on the arrow located next to the Page 1 of 3 (top circle). This will allow you to navigate to the next set of material. Once you have gotten to the page you want, click on the link just below it (circled 2, bottom circle).



COURSES > ED 214 CUYAMACA COURSE13 > ASSIGNMENTS > ASSIGNMENT 2: INTERNET SEARCH

1. How to Search on the Internet

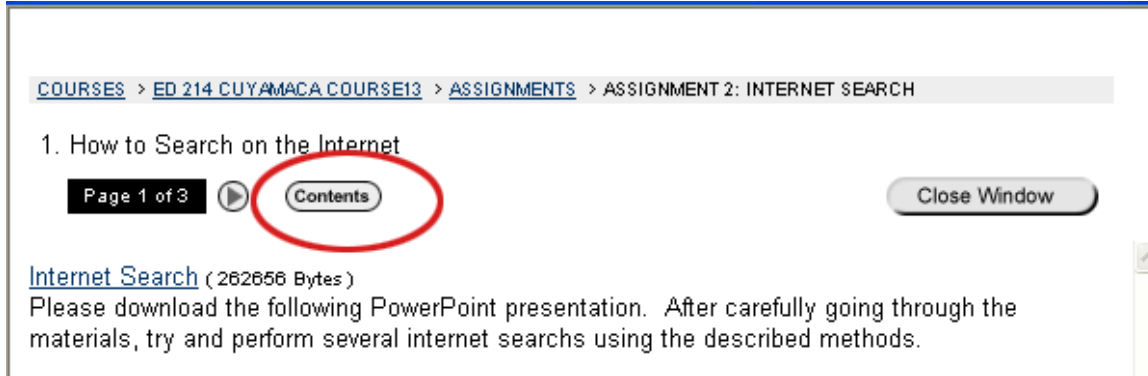
Page 1 of 3  Contents 

[Internet Search](#) ( 262656 Bytes )

Please download the following PowerPoint presentation. After carefully going through the materials, try and perform several internet searches using the described methods.


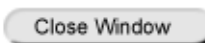
Or

Click on the Contents Tab



COURSES > ED 214 CUYAMACA COURSE13 > ASSIGNMENTS > ASSIGNMENT 2: INTERNET SEARCH

1. How to Search on the Internet

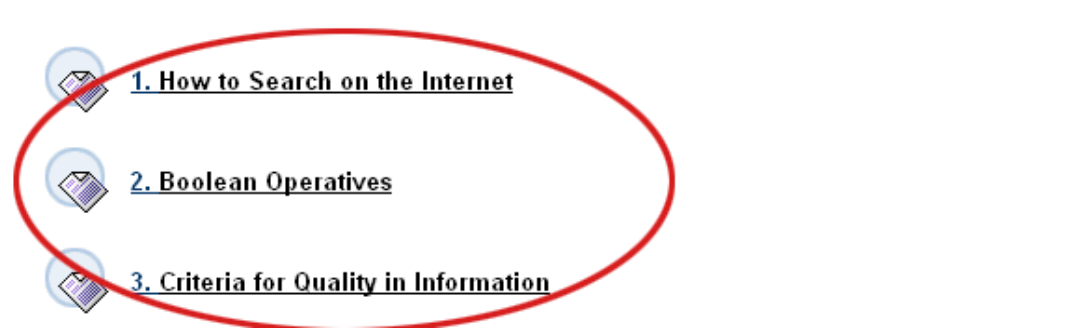
Page 1 of 3  **Contents** 




[Internet Search](#) ( 262656 Bytes )

Please download the following PowerPoint presentation. After carefully going through the materials, try and perform several internet searches using the described methods.

This will display all the material for the assignment, click on the material you want.

## CONTENTS




-  **1. How to Search on the Internet**
-  **2. Boolean Operatives**
-  **3. Criteria for Quality in Information**

You will then return to this page and you will need to click on the link (circled)

---

[COURSES](#) > [ED 214 CUYAMACA COURSE13](#) > [ASSIGNMENTS](#) > ASSIGNMENT 2: INTERNET SEARCH

1. How to Search on the Internet

Page 1 of 3  [Contents](#) [Close Window](#)

[Internet Search](#) (262856 Bytes)

Please download the following PowerPoint presentation. After carefully going through the materials, try and perform several internet searches using the described methods.

