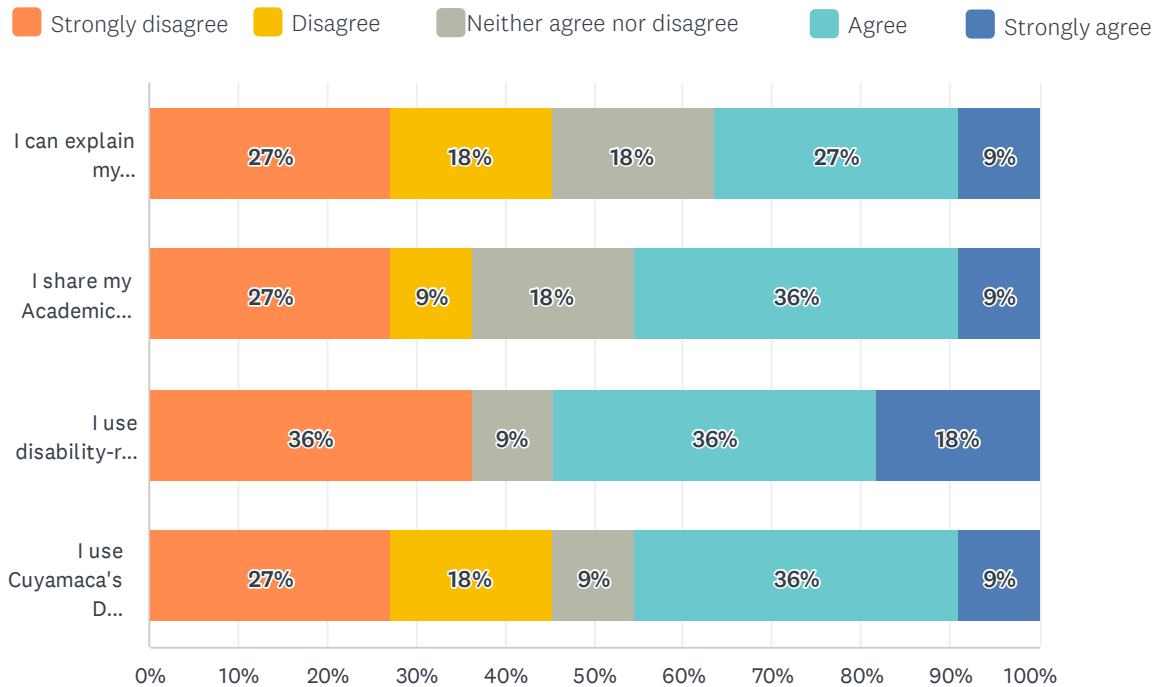


DSPS Student Survey: Fall 2021

Middle Eastern Students' Responses

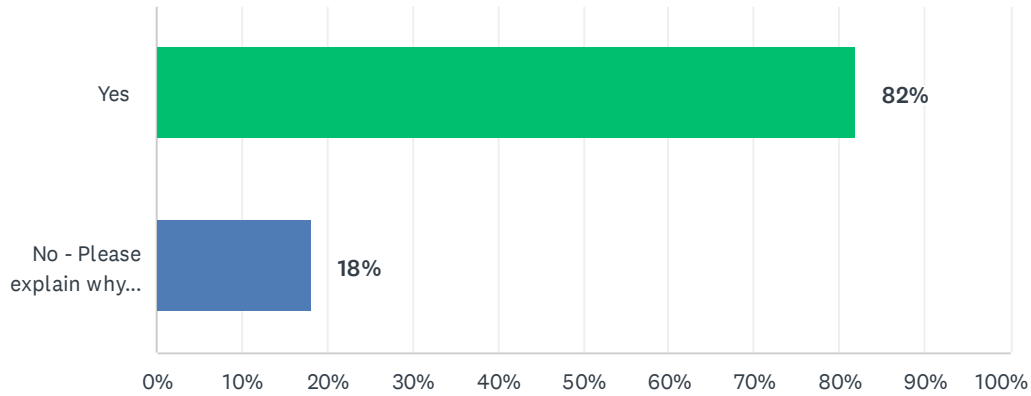
Q5 Please rate your agreement with each of the following statements.



	STRONGLY DISAGREE(1)	DISAGREE(2)	NEITHER AGREE NOR DISAGREE(3)	AGREE(4)	STRONGLY AGREE(5)	TOTAL	WEIGHTED AVERAGE
I can explain my disability-related needs to others on campus, for example: instructors, counselors, and staff.	27% 3	18% 2	18% 2	27% 3	9% 1	11	2.73
I share my Academic Adjustments (accommodations) with my instructor(s).	27% 3	9% 1	18% 2	36% 4	9% 1	11	2.91
I use disability-related Academic Adjustments (accommodations) to achieve my educational goals.	36% 4	0% 0	9% 1	36% 4	18% 2	11	3.00
I use Cuyamaca's DSPS webpage to learn about DSPS services.	27% 3	18% 2	9% 1	36% 4	9% 1	11	2.82

Q8 Have you used online DSPS Counseling Services (Academic, Career or Personal)?

Answered: 11 Skipped: 0



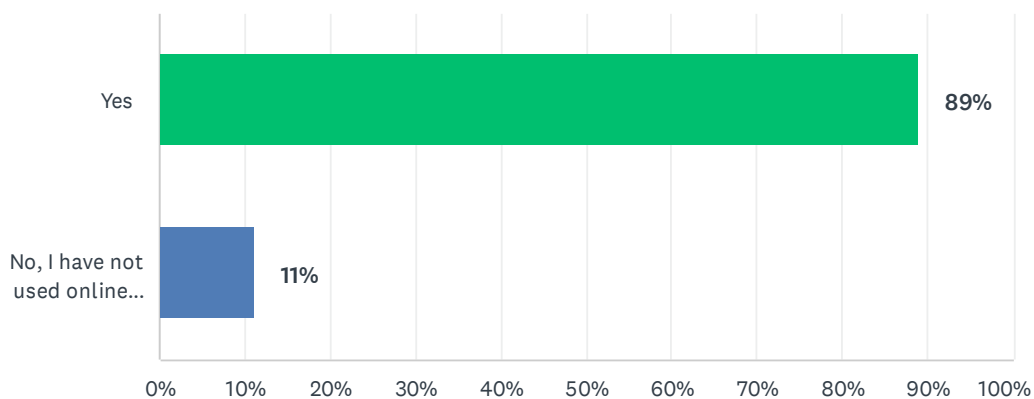
ANSWER CHOICES	RESPONSES	
Yes	82%	9
No - Please explain why not:	18%	2
TOTAL		11

Q9 Please rate your experience with online DSPS Counseling Services.

	1	2	3	4	5	TOTAL	WEIGHTED AVERAGE
☆	14.29% 1	0.00% 0	0.00% 0	28.57% 2	57.14% 4	7	4.14

Q11 Have you used online testing accommodations?

Answered: 9 Skipped: 2



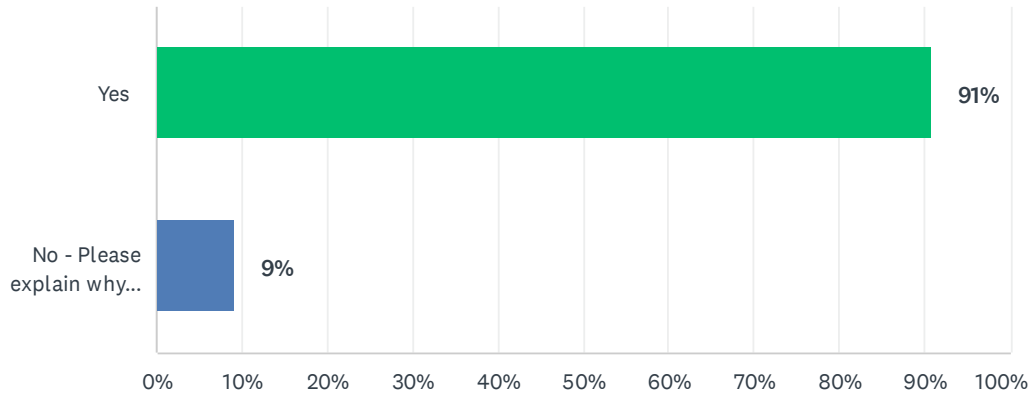
ANSWER CHOICES	RESPONSES	
Yes	89%	8
No, I have not used online testing accommodations - Please explain why not:	11%	1
TOTAL		9

Q12 Please rate your experience with online testing accommodations.

	1	2	3	4	5	TOTAL	WEIGHTED AVERAGE
☆	0.00%	0.00%	14.29%	42.86%	42.86%		
	0	0	1	3	3	7	4.29

Q14 Have you used online DSPS strategy appointments?

Answered: 11 Skipped: 0



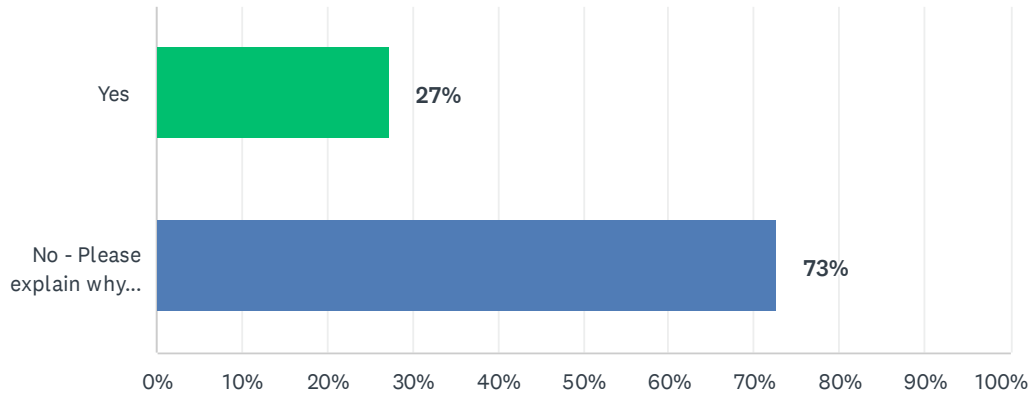
ANSWER CHOICES	RESPONSES	
Yes	91%	10
No - Please explain why not:	9%	1
TOTAL		11

Q15 Please rate your experience with online DSPS strategy appointments.

	1	2	3	4	5	TOTAL	WEIGHTED AVERAGE
☆	0.00% 0	0.00% 0	11.11% 1	44.44% 4	44.44% 4	9	4.33

Q17 Have you used online Deaf or Hard-of-Hearing services?

Answered: 11 Skipped: 0



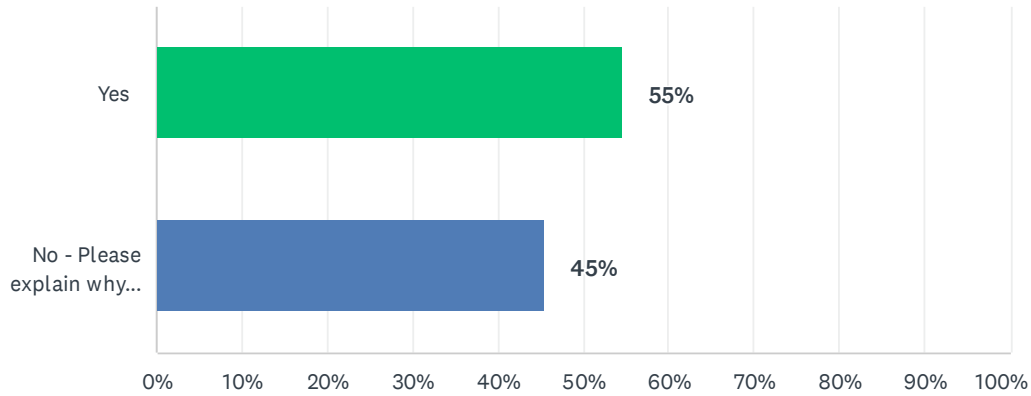
ANSWER CHOICES	RESPONSES	
Yes	27%	3
No - Please explain why not:	73%	8
TOTAL		11

Q18 Please rate your experience with online Deaf or Hard-of-Hearing services.

	1	2	3	4	5	TOTAL	WEIGHTED AVERAGE
☆	0.00% 0	0.00% 0	50.00% 1	50.00% 1	0.00% 0	2	3.50

Q20 Have you used High Tech Center services?

Answered: 11 Skipped: 0



ANSWER CHOICES	RESPONSES	
Yes	55%	6
No - Please explain why not:	45%	5
TOTAL		11

Q21 Please rate your experience with High Tech Center (HTC) services.

	1	2	3	4	5	TOTAL	WEIGHTED AVERAGE
☆	0.00% 0	0.00% 0	40.00% 2	40.00% 2	20.00% 1	5	3.80