

**College-wide
Degrees Awarded by Academic Year**

Over the past 5 years, 14 history AA degrees and 59 history AA-T's have been conferred.

We have been told by counseling that many students who are interested in this discipline and related subject matter are often directed to get University Studies or General Studies degrees in Humanities & Fine Arts or Social & Behavioral Sciences. Over the past five years, 51 General Studies – Humanities & Fine Arts degrees were conferred along with 125 General Studies – Social & Behavioral Sciences degrees. Over the past five years, 103 University Studies – Humanities & Fine Arts degrees were conferred along with 383 University Studies – Social & Behavioral Sciences degrees.

History AA degree numbers have remained at a constant over the last five years, however the number of history AA-Ts awarded declined. General Studies degrees in Humanities & Fine Arts and Social & Behavioral Sciences also declined over the last five years, with more noticeable declines during height of the pandemic. University Studies degrees in Humanities & Fine Arts and Social & Behavioral Sciences dropped during the height of the pandemic (20-21) but have increased in 21-22 to rates higher than that in 17-18, 18-19, and 19-20.



Department	Program Title	2017-18	2018-19	2019-20	2020-21	2021-22	5-Year Total	5-Year Trend
ACCT	Accounting	18	6	12	14	5	55	
ARABIC	Arabic Studies	9	9	10	20	24	72	
ART	Art and Design	2	1	1	1	0	5	
	Art/Drawing & Painting	6	4	3	1	4	18	
	Art/Graphic Design	2	0	1	0	0	3	
ASL	American Sign Language (AA)	1	3	4	8	3	19	
AUTO	Auto/ASEP	0	4	1	3	2	10	
	Auto/ASSET	4	5	1	1	1	12	
	Automotive Technology	6	6	4	6	6	28	
BIO	Bio Sci: Pre-Allied Health	34	29	34	30	35	162	
	Biological Sciences	9	17	11	14	4	55	
BOT	Bot/Administrative Assistant	4	17	11	15	10	57	
	Bot/Executive Assistant	1	3	1	2	0	7	
	Business Office Technology	2	5	3	11	3	24	
BUS	Business Administration	39	44	31	38	27	179	
	Business-General	5	6	5	7	2	25	
	Entrepreneurship - Small Business Management	4	1	4	1	3	13	
	Management	1	3	2	4	7	17	
CADD	CADD-Building Design Industry	4	1	6	2	4	17	
	CADD-Manufacturing Industry	7	1	5	1	4	18	
CD	CD-Infant & Toddler	4	1	3	2	3	13	

**College-wide
Degrees Awarded by Academic Year**

Over the past 5 years, 14 history AA degrees and 59 history AA-T's have been conferred.

We have been told by counseling that many students who are interested in this discipline and related subject matter are often directed to get University Studies or General Studies degrees in Humanities & Fine Arts or Social & Behavioral Sciences. Over the past five years, 51 General Studies – Humanities & Fine Arts degrees were conferred along with 125 General Studies – Social & Behavioral Sciences degrees. Over the past five years, 103 University Studies – Humanities & Fine Arts degrees were conferred along with 383 University Studies – Social & Behavioral Sciences degrees.

History AA degree numbers have remained at a constant over the last five years, however the number of history AA-Ts awarded declined. General Studies degrees in Humanities & Fine Arts and Social & Behavioral Sciences also declined over the last five years, with more noticeable declines during height of the pandemic. University Studies degrees in Humanities & Fine Arts and Social & Behavioral Sciences dropped during the height of the pandemic (20-21) but have increased in 21-22 to rates higher than that in 17-18, 18-19, and 19-20.

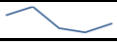




















Department	Program Title	2017-18	2018-19	2019-20	2020-21	2021-22	5-Year Total	5-Year Trend
	CD-Preschool Children	18	36	47	29	34	164	
CHEM	Chemistry	0	1	6	2	3	12	

**College-wide
Degrees Awarded by Academic Year**

Over the past 5 years, 14 history AA degrees and 59 history AA-T's have been conferred.

We have been told by counseling that many students who are interested in this discipline and related subject matter are often directed to get University Studies or General Studies degrees in Humanities & Fine Arts or Social & Behavioral Sciences. Over the past five years, 51 General Studies – Humanities & Fine Arts degrees were conferred along with 125 General Studies – Social & Behavioral Sciences degrees. Over the past five years, 103 University Studies – Humanities & Fine Arts degrees were conferred along with 383 University Studies – Social & Behavioral Sciences degrees.

History AA degree numbers have remained at a constant over the last five years, however the number of history AA-Ts awarded declined. General Studies degrees in Humanities & Fine Arts and Social & Behavioral Sciences also declined over the last five years, with more noticeable declines during height of the pandemic. University Studies degrees in Humanities & Fine Arts and Social & Behavioral Sciences dropped during the height of the pandemic (20-21) but have increased in 21-22 to rates higher than that in 17-18, 18-19, and 19-20.





Department	Program Title	2017-18	2018-19	2019-20	2020-21	2021-22	5-Year Total	5-Year Trend
CIS	CIS-Enterprise Networking	5	7	2	1	3	18	
	CIS-Enterprise System Admin	0	2	5	3	4	14	
	CIS-Web Development	5	5	3	3	5	21	
COMM	Communication	3	0	1	2	1	7	
ELEMED	Elementary Education	3	1	1	0	1	6	
ENGL	English	2	1	1	1	0	5	
ENGR	Civil Engineering	1	0	1	2	4	8	
	Electrical & Computer Engineering	2	3	4	1	2	12	
	Mechanical & Aerospace Engineering	2	9	11	10	11	43	
ENVT	Environmental Management	4	4	6	6	4	24	
	Occupational Safety & Health Management	5	11	5	5	2	28	
ES	Exercise Science	2	3	1	0	1	7	
ETHN	Ethnic Studies	0	0	0	0	1	1	
GD	Graphic Design	3	10	10	5	7	35	
GENS	General Studies - Business & Technology	19	8	17	10	12	66	
	General Studies - Communication & Language Arts	21	13	6	8	11	59	
	General Studies - Humanities & Fine Arts	26	11	6	3	5	51	
	General Studies - Lifelong Health & Well-Being	4	2	4	3	5	18	
	General Studies - Science and Mathematics	24	20	11	9	4	68	
	General Studies - Social and Behavioral Sciences	34	25	29	21	16	125	
HIST	History	2	3	3	3	3	14	

**College-wide
Degrees Awarded by Academic Year**

Over the past 5 years, 14 history AA degrees and 59 history AA-T's have been conferred.

We have been told by counseling that many students who are interested in this discipline and related subject matter are often directed to get University Studies or General Studies degrees in Humanities & Fine Arts or Social & Behavioral Sciences. Over the past five years, 51 General Studies – Humanities & Fine Arts degrees were conferred along with 125 General Studies – Social & Behavioral Sciences degrees. Over the past five years, 103 University Studies – Humanities & Fine Arts degrees were conferred along with 383 University Studies – Social & Behavioral Sciences degrees.

History AA degree numbers have remained at a constant over the last five years, however the number of history AA-Ts awarded declined. General Studies degrees in Humanities & Fine Arts and Social & Behavioral Sciences also declined over the last five years, with more noticeable declines during height of the pandemic. University Studies degrees in Humanities & Fine Arts and Social & Behavioral Sciences dropped during the height of the pandemic (20-21) but have increased in 21-22 to rates higher than that in 17-18, 18-19, and 19-20.

Department	Program Title	2017-18	2018-19	2019-20	2020-21	2021-22	5-Year Total	5-Year Trend
KUM	Kumeyaay Studies	3	2	6	2	3	16	
MATH	Mathematics	24	33	21	25	31	134	
MUS	Music Education	5	0	1	1	0	7	
	Music Industry Studies	2	3	1	0	2	8	

**College-wide
Degrees Awarded by Academic Year**

Over the past 5 years, 14 history AA degrees and 59 history AA-T's have been conferred.

We have been told by counseling that many students who are interested in this discipline and related subject matter are often directed to get University Studies or General Studies degrees in Humanities & Fine Arts or Social & Behavioral Sciences. Over the past five years, 51 General Studies – Humanities & Fine Arts degrees were conferred along with 125 General Studies – Social & Behavioral Sciences degrees. Over the past five years, 103 University Studies – Humanities & Fine Arts degrees were conferred along with 383 University Studies – Social & Behavioral Sciences degrees.

History AA degree numbers have remained at a constant over the last five years, however the number of history AA-Ts awarded declined. General Studies degrees in Humanities & Fine Arts and Social & Behavioral Sciences also declined over the last five years, with more noticeable declines during height of the pandemic. University Studies degrees in Humanities & Fine Arts and Social & Behavioral Sciences dropped during the height of the pandemic (20-21) but have increased in 21-22 to rates higher than that in 17-18, 18-19, and 19-20.









Department	Program Title	2017-18	2018-19	2019-20	2020-21	2021-22	5-Year Total	5-Year Trend
OH	Ornamental Horticulture - Arbor	5	7	2	0	0	14	
	Ornamental Horticulture - Floral Design	3	2	2	1	1	9	
	Ornamental Horticulture - Golf	0	0	3	0	0	3	
	Ornamental Horticulture - Irrigation Technology	1	2	4	0	1	8	
	Ornamental Horticulture - Landscape Architecture	1	0	0	0	1	2	
	Ornamental Horticulture - Landscape Technology	4	9	5	1	1	20	
	Ornamental Horticulture - Nursery Technology	6	6	2	0	1	15	
	Ornamental Horticulture - Sustainable Urban Landscapes	3	4	0	0	1	8	
PARA	Paralegal Studies	16	23	16	15	16	86	
PHYC	Physics	2	3	8	6	2	21	
RE	Real Estate	7	4	7	3	5	26	
SOCWK	Social Work	63	40	44	36	69	252	
SPAN	Spanish	1	1	2	1	0	5	
SURV	Surveying	1	0	3	3	4	11	
Transfer	Anthropology-SB1440 IGETC CSU	0	0	1	1	0	2	
	Art History - SB1440 IGETC	0	0	1	0	0	1	
	Art History-SB1140 CSU	1	3	1	0	1	6	
	Biology-SB1440 IGETC CSU STEM	30	59	34	42	25	190	
	Bus Admin -SB1440 CSU	75	85	94	89	79	422	
	Bus Admin-SB1440 IGETC	3	2	2	2	3	12	
	Child & Ad. Dvlpt-SB1440 CSU	1	6	10	3	5	25	

**College-wide
Degrees Awarded by Academic Year**

Over the past 5 years, 14 history AA degrees and 59 history AA-T's have been conferred.

We have been told by counseling that many students who are interested in this discipline and related subject matter are often directed to get University Studies or General Studies degrees in Humanities & Fine Arts or Social & Behavioral Sciences. Over the past five years, 51 General Studies – Humanities & Fine Arts degrees were conferred along with 125 General Studies – Social & Behavioral Sciences degrees. Over the past five years, 103 University Studies – Humanities & Fine Arts degrees were conferred along with 383 University Studies – Social & Behavioral Sciences degrees.

History AA degree numbers have remained at a constant over the last five years, however the number of history AA-Ts awarded declined. General Studies degrees in Humanities & Fine Arts and Social & Behavioral Sciences also declined over the last five years, with more noticeable declines during height of the pandemic. University Studies degrees in Humanities & Fine Arts and Social & Behavioral Sciences dropped during the height of the pandemic (20-21) but have increased in 21-22 to rates higher than that in 17-18, 18-19, and 19-20.

Department	Program Title	2017-18	2018-19	2019-20	2020-21	2021-22	5-Year Total	5-Year Trend
	Child & Ad. Dvlpt-SB1440 IGTC	0	0	1	0	0	1	
	Comm Studies - SB1440 CSU	22	9	14	11	7	63	
	Comm Studies - SB1440 IGETC	3	0	1	0	2	6	
	Computer Science for Transfer	0	0	0	0	2	2	
	Early Child Ed-SB1440 CSU	0	1	0	0	0	1	
	Economics-SB1440 CSU	16	29	34	34	22	135	
	Economics-SB1440 IGETC CSU	3	0	0	0	5	8	
	Elem Ed-SB1440 CSU	1	3	1	3	1	9	

**College-wide
Degrees Awarded by Academic Year**

Over the past 5 years, 14 history AA degrees and 59 history AA-T's have been conferred.

We have been told by counseling that many students who are interested in this discipline and related subject matter are often directed to get University Studies or General Studies degrees in Humanities & Fine Arts or Social & Behavioral Sciences. Over the past five years, 51 General Studies – Humanities & Fine Arts degrees were conferred along with 125 General Studies – Social & Behavioral Sciences degrees. Over the past five years, 103 University Studies – Humanities & Fine Arts degrees were conferred along with 383 University Studies – Social & Behavioral Sciences degrees.

History AA degree numbers have remained at a constant over the last five years, however the number of history AA-Ts awarded declined. General Studies degrees in Humanities & Fine Arts and Social & Behavioral Sciences also declined over the last five years, with more noticeable declines during height of the pandemic. University Studies degrees in Humanities & Fine Arts and Social & Behavioral Sciences dropped during the height of the pandemic (20-21) but have increased in 21-22 to rates higher than that in 17-18, 18-19, and 19-20.



Department	Program Title	2017-18	2018-19	2019-20	2020-21	2021-22	5-Year Total	5-Year Trend
Transfer (continued)	English-SB1440 CSU	4	4	7	2	6	23	
	English-SB1440 IGETC	1	2	0	1	3	7	
	History-SB1440 CSU	17	14	10	5	5	51	
	History-SB1440 IGETC	1	5	1	0	1	8	
	Kinesiology-SB1440 CSU	3	7	6	2	6	24	
	Kinesiology-SB1440 IGETC	0	0	0	0	1	1	
	Mathematics-SB1440 CSU	19	28	28	28	29	132	
	Mathematics-SB1440 IGETC	8	12	13	5	10	48	
	Philosophy-SB1440 CSU	2	3	1	3	1	10	
	Physics-SB1440 CSU	0	0	0	10	6	16	
	Physics-SB1440 IGETC	5	12	16	3	5	41	
	Political Sci-SB1440 CSU	13	6	15	7	6	47	
	Political Sci-SB1440 IGETC	4	2	5	3	9	23	
	Psychology - SB 1440 CSU	17	25	18	27	33	120	
	Psychology - SB1440 IGETC	1	2	3	1	3	10	
	Pub Hlth Sci-SB1440 CSU	1	8	6	9	13	37	
	Pub Hlth Sci-SB1440 IGETC CSU	0	0	0	1	0	1	
	Sociology - SB1440 CSU	14	21	14	6	15	70	
	Sociology - SB1440 IGETC	3	1	1	1	3	9	
	Spanish-SB1440 CSU	2	5	6	1	2	16	
	Spanish-SB1440 IGETC	0	0	0	2	0	2	

**College-wide
Degrees Awarded by Academic Year**

Over the past 5 years, 14 history AA degrees and 59 history AA-T's have been conferred.

We have been told by counseling that many students who are interested in this discipline and related subject matter are often directed to get University Studies or General Studies degrees in Humanities & Fine Arts or Social & Behavioral Sciences. Over the past five years, 51 General Studies – Humanities & Fine Arts degrees were conferred along with 125 General Studies – Social & Behavioral Sciences degrees. Over the past five years, 103 University Studies – Humanities & Fine Arts degrees were conferred along with 383 University Studies – Social & Behavioral Sciences degrees.

History AA degree numbers have remained at a constant over the last five years, however the number of history AA-Ts awarded declined. General Studies degrees in Humanities & Fine Arts and Social & Behavioral Sciences also declined over the last five years, with more noticeable declines during height of the pandemic. University Studies degrees in Humanities & Fine Arts and Social & Behavioral Sciences dropped during the height of the pandemic (20-21) but have increased in 21-22 to rates higher than that in 17-18, 18-19, and 19-20.

Department	Program Title	2017-18	2018-19	2019-20	2020-21	2021-22	5-Year Total	5-Year Trend
	Studio Arts-SB1440 CSU	3	9	6	3	2	23	
	Studio Arts-SB1440 IGETC	0	1	1	0	0	2	

College-wide
Degrees Awarded by Academic Year

Over the past 5 years, 14 history AA degrees and 59 history AA-T's have been conferred.

We have been told by counseling that many students who are interested in this discipline and related subject matter are often directed to get University Studies or General Studies degrees in Humanities & Fine Arts or Social & Behavioral Sciences. Over the past five years, 51 General Studies – Humanities & Fine Arts degrees were conferred along with 125 General Studies – Social & Behavioral Sciences degrees. Over the past five years, 103 University Studies – Humanities & Fine Arts degrees were conferred along with 383 University Studies – Social & Behavioral Sciences degrees.

History AA degree numbers have remained at a constant over the last five years, however the number of history AA-Ts awarded declined. General Studies degrees in Humanities & Fine Arts and Social & Behavioral Sciences also declined over the last five years, with more noticeable declines during height of the pandemic. University Studies degrees in Humanities & Fine Arts and Social & Behavioral Sciences dropped during the height of the pandemic (20-21) but have increased in 21-22 to rates higher than that in 17-18, 18-19, and 19-20.

Department	Program Title	2017-18	2018-19	2019-20	2020-21	2021-22	5-Year Total	5-Year Trend
University Studies	U Studies - CSU Bus & Econ	47	61	70	52	39	269	
	U Studies - CSU Comm & Lang	14	12	10	10	7	53	
	U Studies - CSU Hum & Fine Art	15	22	24	16	11	88	
	U Studies - CSU Sci & Math	64	78	75	52	64	333	
	U Studies - IG Bus & Econ	1	3	2	1	6	13	
	U Studies - IG Comm & Lang	2	1	2	0	2	7	
	U Studies - IG Hum & Fine Art	5	3	4	1	2	15	
	U Studies - IG Sci & Math	41	43	39	28	36	187	
	U Studies - IG Soc & Behv Sci	3	3	3	2	8	19	
	U Studies - CSU Bus & Econ	0	0	0	0	0	0	
	U Studies- CSU Soc & Behv Sci	66	77	78	59	84	364	
WWTR	WWTR - Backflow and Cross Connection Control	2	0	3	0	2	7	
	WWTR - Cross Connection	0	0	0	1	0	1	
	WWTR - Wastewater Collection Systems	5	1	3	1	0	10	
	WWTR - Wastewater Treatment Operator	10	5	4	2	3	24	
	WWTR - Water Distribution Operations	7	5	8	1	6	27	
	WWTR - Water Resources Management	1	1	0	0	0	2	
	WWTR - Water Treatment Plant Operator	7	6	8	1	6	28	
Total AA/AS Degrees Awarded		1,057	1,165	1,144	934	1,011	5,311	