

Automotive Service Technicians and Mechanics in San Diego-Chula Vista-Carlsbad, CA

Contents

What is Emsi Data?	1
Report Parameters	2
Executive Summary	3
Jobs	4
Compensation	6
Job Posting Activity	7
Demographics	11
Occupational Programs	14
Appendix A	15

What is Emsi Data?

Emsi data is a hybrid dataset derived from official government sources such as the US Census Bureau, Bureau of Economic Analysis, and Bureau of Labor Statistics. Leveraging the unique strengths of each source, our data modeling team creates an authoritative dataset that captures more than 99% of all workers in the United States. This core offering is then enriched with data from online social profiles, resumés, and job postings to give you a complete view of the workforce.

Emsi data is frequently cited in major publications such as *The Atlantic*, *Forbes*, *Harvard Business Review*, *The New York Times*, *The Wall Street Journal*, and *USA Today*.



Report Parameters

1 Occupation

49-3023 Automotive Service Technicians and Mechanics

1 MSA

41740 San Diego-Chula Vista-Carlsbad, CA

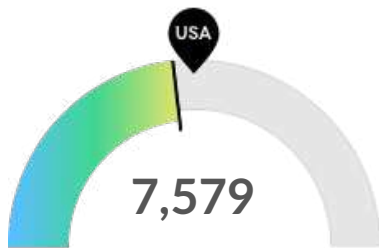
Class of Worker

QCEW Employees, Non-QCEW Employees, and Self-Employed

The information in this report pertains to the chosen occupation and geographical area.

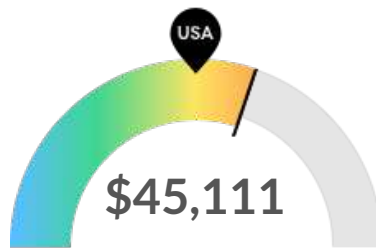
Executive Summary

Light Job Posting Demand Over a Thin Supply of Regional Jobs



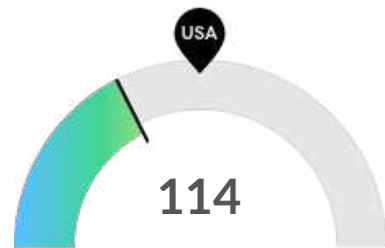
Jobs (2018)

San Diego-Chula Vista-Carlsbad, CA is not a hotspot for this kind of job. The national average for an area this size is 8,447* employees, while there are 7,579 here.



Compensation

Earnings are high in San Diego-Chula Vista-Carlsbad, CA. The national median salary for Automotive Service Technicians and Mechanics is \$41,763, compared to \$45,111 here.



Job Posting Demand

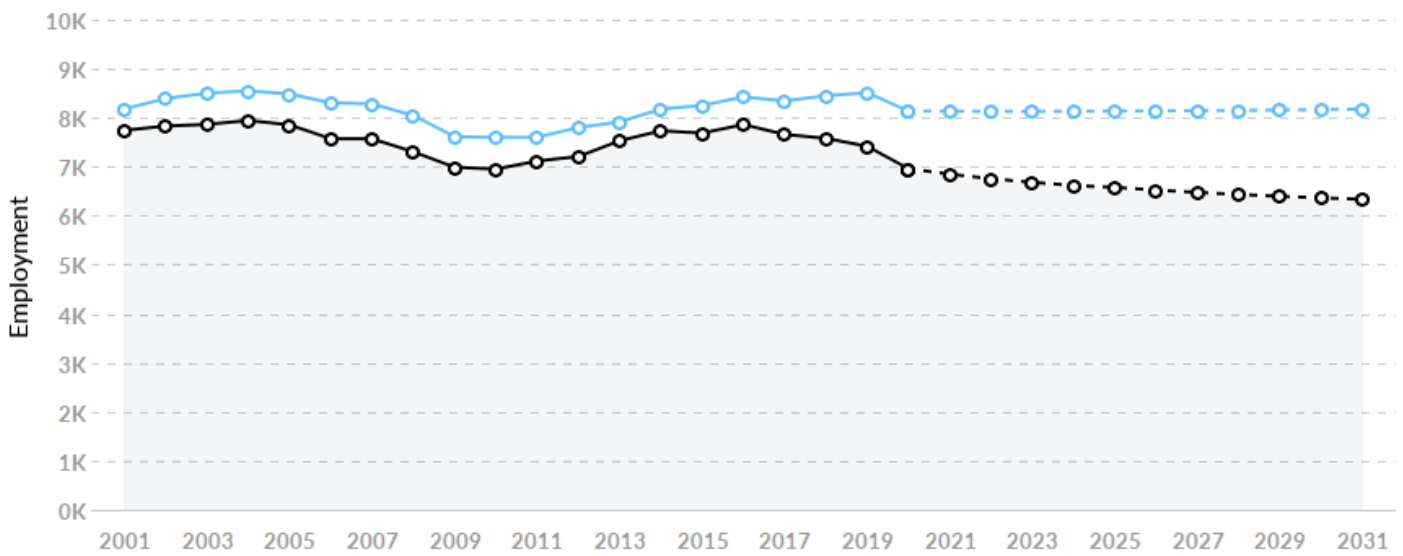
Job posting activity is low in San Diego-Chula Vista-Carlsbad, CA. The national average for an area this size is 182* job postings/mo, while there are 114 here.

*National average values are derived by taking the national value for Automotive Service Technicians and Mechanics and scaling it down to account for the difference in overall workforce size between the nation and San Diego-Chula Vista-Carlsbad, CA. In other words, the values represent the national average adjusted for region size.

Jobs

Regional Employment Is Lower Than the National Average

An average area of this size typically has 8,447* jobs, while there are 7,579 here. This lower than average supply of jobs may make it more difficult for workers in this field to find employment in your area.



Region	2018 Jobs	2028 Jobs	Change	% Change
● San Diego-Chula Vista-Carlsbad, CA	7,579	6,434	-1,145	-15.1%
● National Average	8,447	8,150	-296	-3.5%

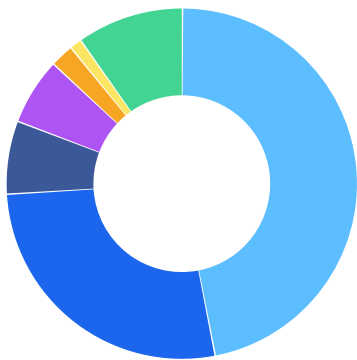
*National average values are derived by taking the national value for Automotive Service Technicians and Mechanics and scaling it down to account for the difference in overall workforce size between the nation and San Diego-Chula Vista-Carlsbad, CA. In other words, the values represent the national average adjusted for region size.

Regional Breakdown



County	2018 Jobs
San Diego County, CA	7,579

Most Jobs are Found in the Automotive Repair and Maintenance Industry Sector

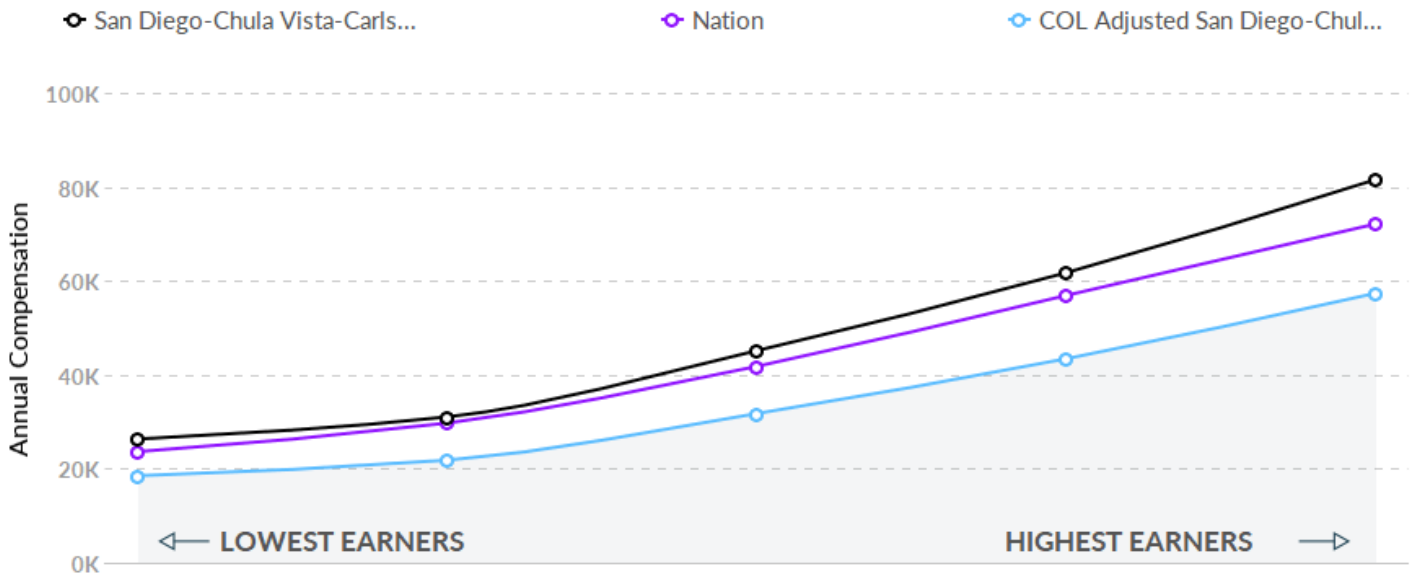


Industry	% of Occupation in Industry (2018)
Automotive Repair and Maintenance	46.9%
Automobile Dealers	27.1%
Automotive Parts, Accessories, and Tire Stores	6.7%
Federal Government, Military	6.2%
Local Government, Excluding Education and Hospitals	2.2%
Motor Vehicle and Motor Vehicle Parts and Supplies Merchant Wholesalers	1.1%
Other	9.8%

Compensation

Regional Compensation Is 8% Higher Than National Compensation

For Automotive Service Technicians and Mechanics, the 2020 median wage in San Diego-Chula Vista-Carlsbad, CA is \$45,111, while the national median wage is \$41,763.



Job Posting Activity



4,785 Unique Job Postings

The number of unique postings for this job from Jan 2018 to Jun 2021.



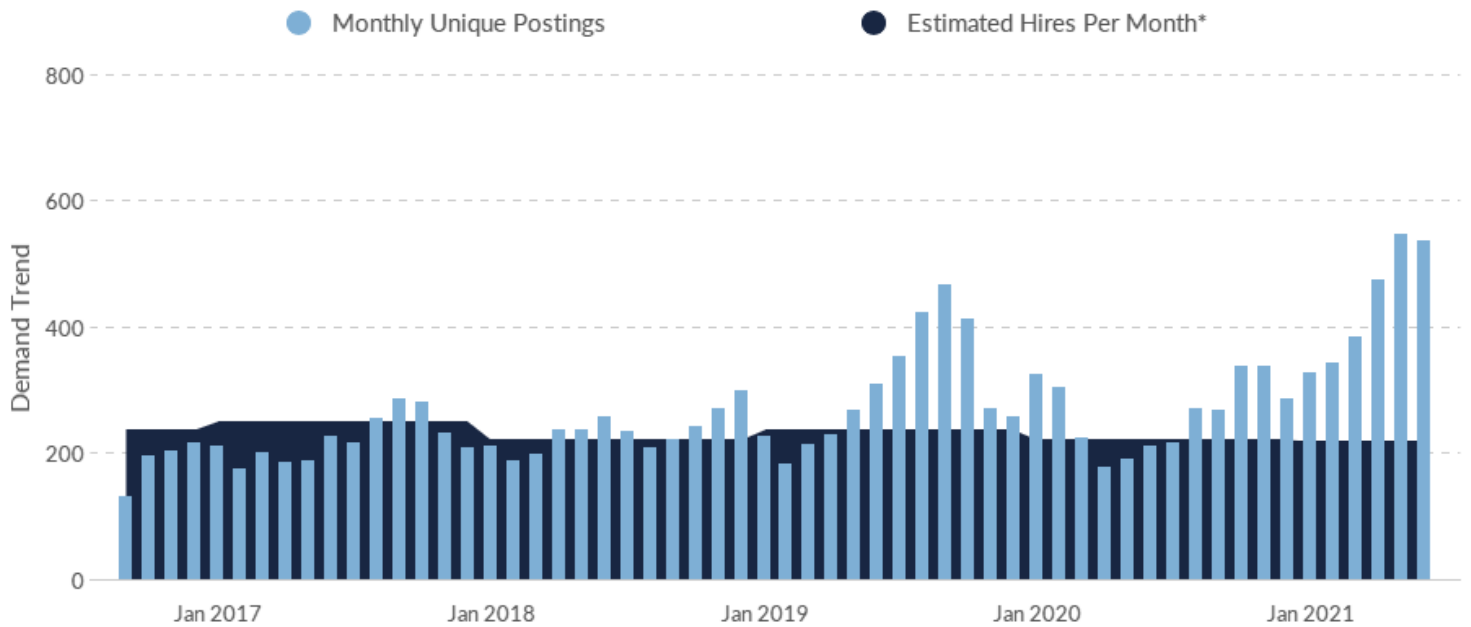
815 Employers Competing

All employers in the region who posted for this job from Jan 2018 to Jun 2021.













31 Day Median Duration











Posting duration is the same as what's typical in the region.



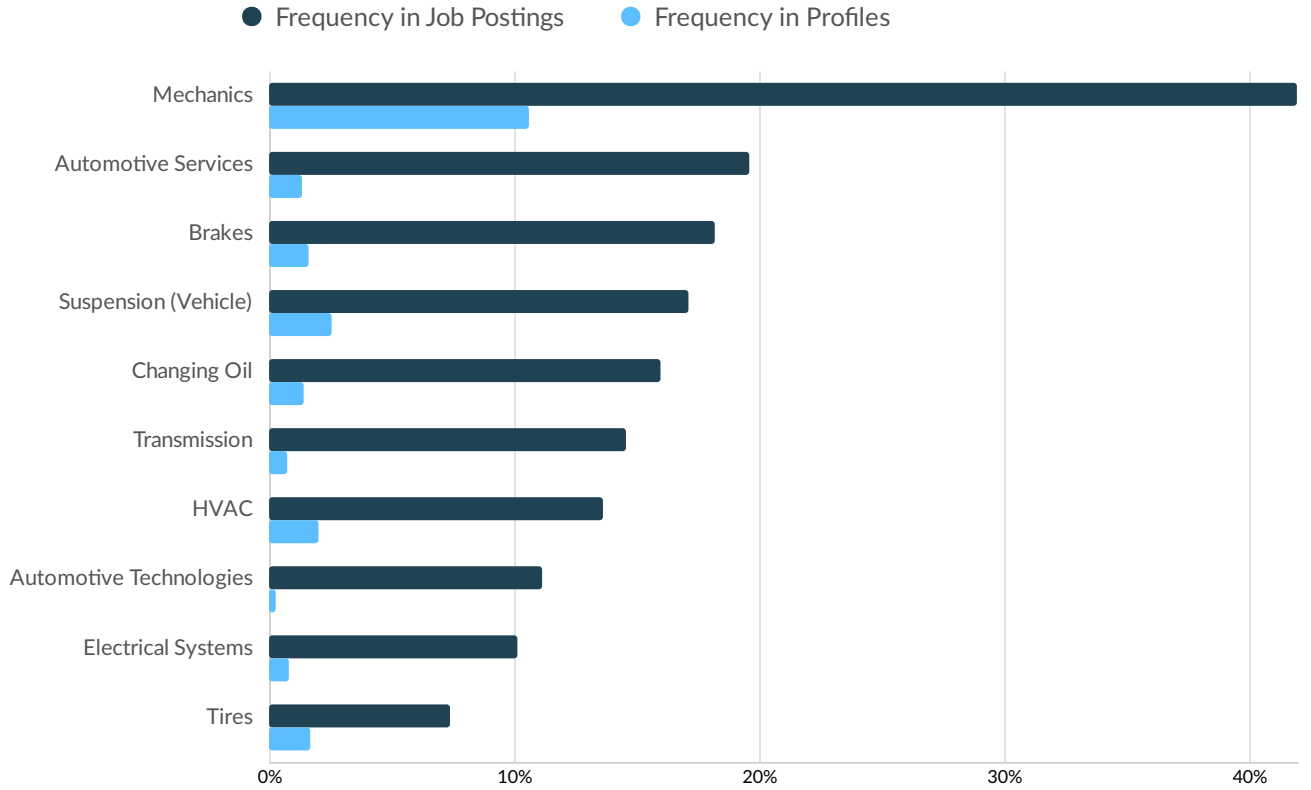
Occupation	Avg Monthly Postings (Jan 2018 - Jun 2021)	Avg Monthly Hires (Jan 2018 - Jun 2021)
Automotive Service Technicians and Mechanics	290	226

*A hire is reported by the Quarterly Workforce Indicators when an individual's Social Security Number appears on a company's payroll and was not there the quarter before. Emsi hires are calculated using a combination of Emsi jobs data, information on separation rates from the Bureau of Labor Statistics (BLS), and industry-based hires data from the Census Bureau.

Top Companies	Unique Postings
BRIDGESTONE CORPORATION	365 
Pep Boys-Manny, Moe & Jack of...	201 
Valvoline, Inc.	161 
Penske Automotive Group, Inc.	87 
Group 1 Automotive, Inc.	78 
JAGUAR LAND ROVER LIMITED	69 
Carmax, Inc.	66 
Autonation, Inc.	54 
Job Line	54 
Jiffy Lube International, Inc.	51 

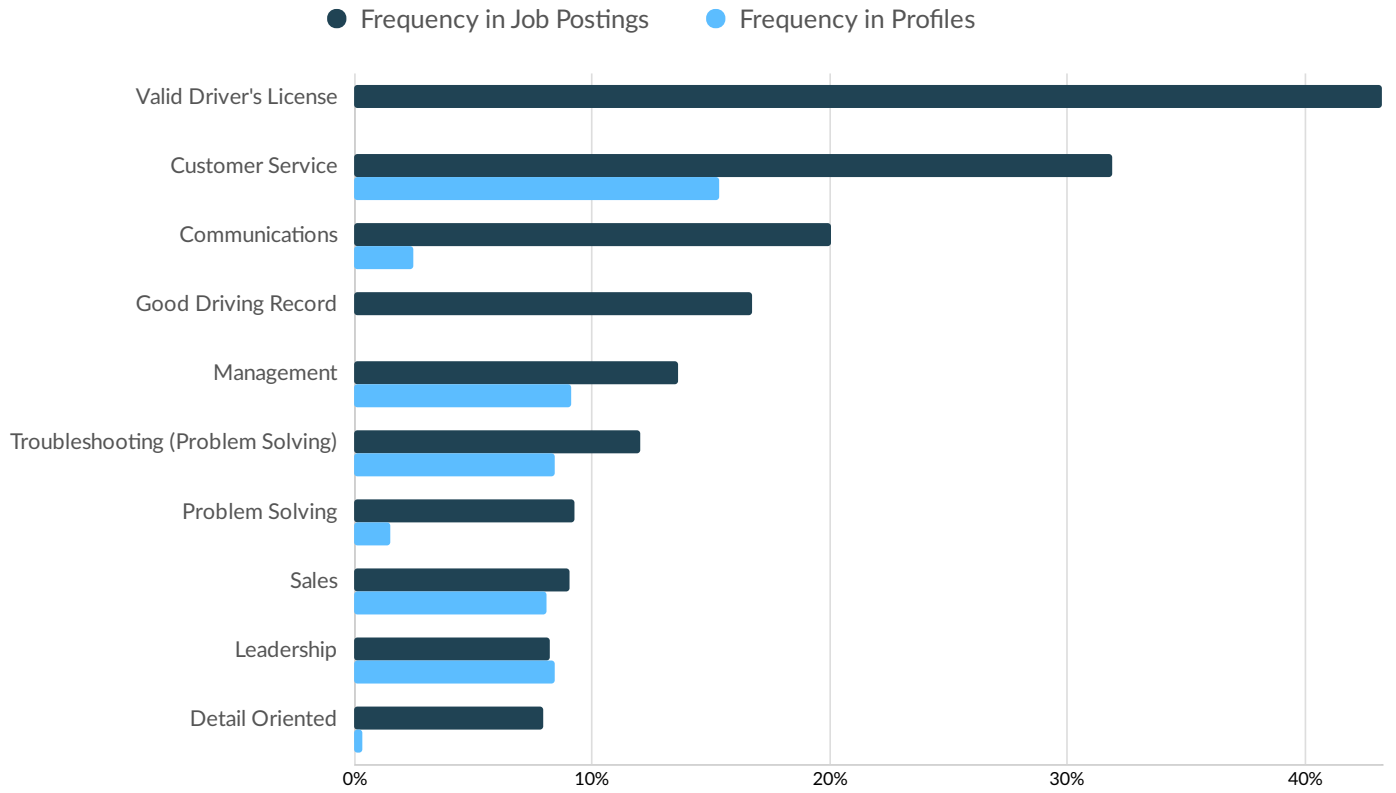
Top Job Titles	Unique Postings
Automotive Technicians	762 
Automotive Technicians/Mecha...	504 
Automotive Mechanics	271 
Service Technicians	244 
Automotive Service Technicians	134 
Field Service Technicians	134 
Mechanics	128 
General Service Technicians	101 
Lube Technicians	101 
Automotive Technicians/Custom...	86 

Top Hard Skills



Skills	Postings	% of Total Postings	Profiles	% of Total Profiles
Mechanics	2,008	42%	185	11%
Automotive Services	937	20%	24	1%
Brakes	872	18%	28	2%
Suspension (Vehicle)	818	17%	45	3%
Changing Oil	765	16%	25	1%
Transmission	696	15%	13	1%
HVAC	653	14%	35	2%
Automotive Technologies	534	11%	5	0%
Electrical Systems	486	10%	14	1%
Tires	352	7%	29	2%

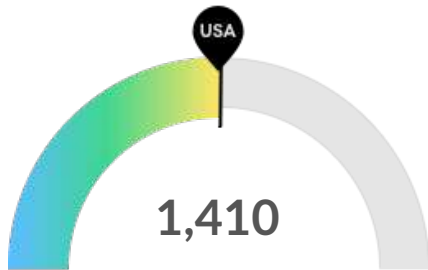
Top Common Skills



Skills	Postings	% of Total Postings	Profiles	% of Total Profiles
Valid Driver's License	2,071	43%	0	0%
Customer Service	1,527	32%	269	15%
Communications	962	20%	44	3%
Good Driving Record	801	17%	0	0%
Management	653	14%	159	9%
Troubleshooting (Problem Solving)	578	12%	147	8%
Problem Solving	444	9%	27	2%
Sales	433	9%	142	8%
Leadership	393	8%	147	8%
Detail Oriented	382	8%	6	0%

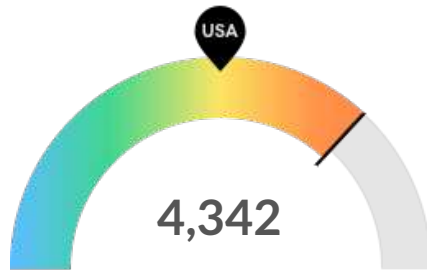
Demographics

Retirement Risk Is About Average, While Overall Diversity Is High



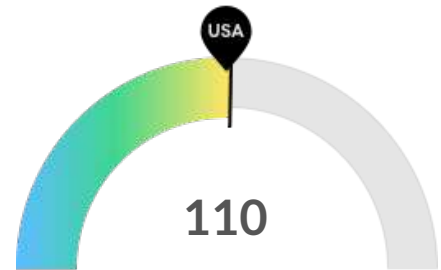
Retiring Soon

Retirement risk is about average in San Diego-Chula Vista-Carlsbad, CA. The national average for an area this size is 1,395* employees 55 or older, while there are 1,410 here.



Racial Diversity

Racial diversity is high in San Diego-Chula Vista-Carlsbad, CA. The national average for an area this size is 2,245* racially diverse employees, while there are 4,342 here.

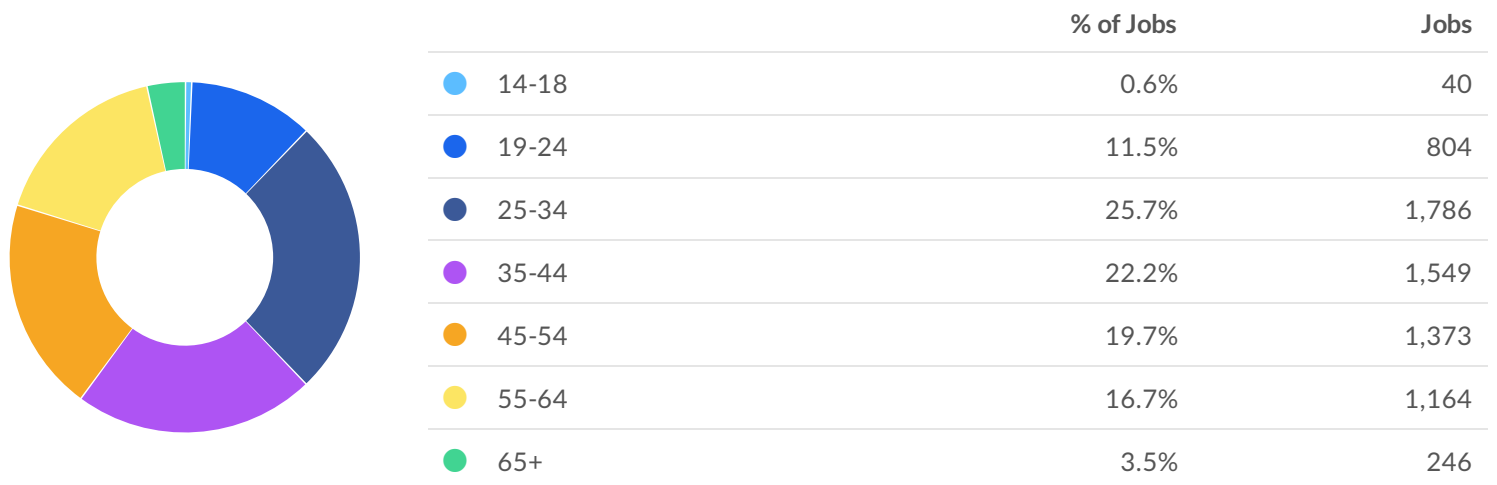


Gender Diversity

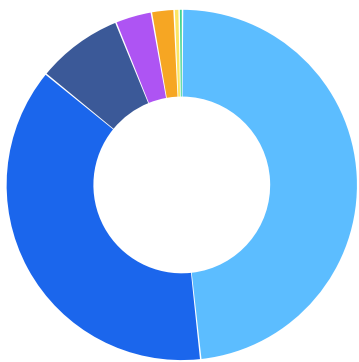
Gender diversity is about average in San Diego-Chula Vista-Carlsbad, CA. The national average for an area this size is 108* female employees, while there are 110 here.

*National average values are derived by taking the national value for Automotive Service Technicians and Mechanics and scaling it down to account for the difference in overall workforce size between the nation and San Diego-Chula Vista-Carlsbad, CA. In other words, the values represent the national average adjusted for region size.

Occupation Age Breakdown

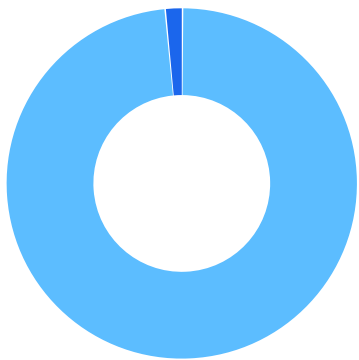


Occupation Race/Ethnicity Breakdown



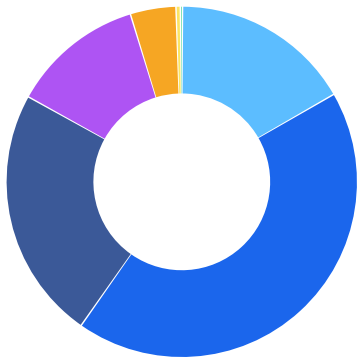
	% of Jobs	Jobs
● Hispanic or Latino	48.2%	3,355
● White	37.6%	2,618
● Asian	8.0%	555
● Black or African American	3.4%	233
● Two or More Races	2.1%	145
● Native Hawaiian or Other Pacific Islander	0.5%	32
● American Indian or Alaska Native	0.3%	22

Occupation Gender Breakdown



	% of Jobs	Jobs
● Males	98.4%	6,850
● Females	1.6%	110

National Educational Attainment



	% of Jobs
● Less than high school diploma	16.6%
● High school diploma or equivalent	43.0%
● Some college, no degree	23.3%
● Associate's degree	12.2%
● Bachelor's degree	4.2%
● Master's degree	0.4%
● Doctoral or professional degree	0.2%

Occupational Programs



3 Programs

Of the programs that can train for this job, 3 have produced completions in the last 5 years.



283 Completions (2019)

The completions from all regional institutions for all degree types.



645 Openings (2019)

The average number of openings for an occupation in the region is 271.

CIP Code	Top Programs	Completions (2019)
47.0604	Automobile/Automotive Mechanics Technology/Technician	201
47.0605	Diesel Mechanics Technology/Technician	76
47.0603	Autobody/Collision and Repair Technology/Technician	6

Top Schools	Completions (2019)
San Diego Miramar College	155
MiraCosta College	40
Palomar College	40
Southwestern College	31
Cuyamaca College	17

Appendix A

Automotive Service Technicians and Mechanics (SOC 49-3023):

Diagnose, adjust, repair, or overhaul automotive vehicles. Excludes Automotive Body and Related Repairers (49-3021), Bus and Truck Mechanics and Diesel Engine Specialists (49-3031), and Electronic Equipment Installers and Repairers, Motor Vehicles (49-2096).

Sample of Reported Job Titles:

Transmission Rebuilder
Automotive Mechanic (Auto Mechanic)
Mechanic
Master Technician
Master Automotive Technician
Automobile Mechanic (Auto Mechanic)
Lube Technician
Service Technician
Automotive Technician (Auto Technician)

Related O*NET Occupations:

Automotive Master Mechanics (49-3023.01)
Automotive Specialty Technicians (49-3023.02)