



Childcare Workers in San Diego-Chula Vista-Carlsbad, CA

Contents

What is Emsi Data?	1
Report Parameters	2
Executive Summary	3
Jobs	4
Compensation	6
Job Posting Activity	7
Demographics	11
Occupational Programs	13
Appendix A	14

What is Emsi Data?

Emsi data is a hybrid dataset derived from official government sources such as the US Census Bureau, Bureau of Economic Analysis, and Bureau of Labor Statistics. Leveraging the unique strengths of each source, our data modeling team creates an authoritative dataset that captures more than 99% of all workers in the United States. This core offering is then enriched with data from online social profiles, resumés, and job postings to give you a complete view of the workforce.

Emsi data is frequently cited in major publications such as *The Atlantic*, *Forbes*, *Harvard Business Review*, *The New York Times*, *The Wall Street Journal*, and *USA Today*.



Report Parameters

1 Occupation

39-9010 Childcare Workers

1 MSA

41740 San Diego-Chula Vista-Carlsbad, CA

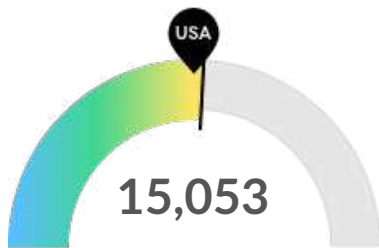
Class of Worker

QCEW Employees, Non-QCEW Employees, and Self-Employed

The information in this report pertains to the chosen occupation and geographical area.

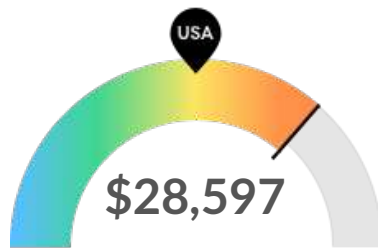
Executive Summary

Average Job Posting Demand Over an Average Supply of Regional Jobs



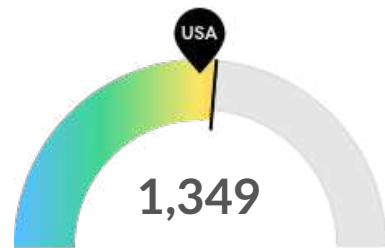
Jobs (2020)

San Diego-Chula Vista-Carlsbad, CA is about average for this kind of job. The national average for an area this size is 14,353* employees, while there are 15,053 here.



Compensation

Earnings are high in San Diego-Chula Vista-Carlsbad, CA. The national median salary for Childcare Workers is \$24,413, compared to \$28,597 here.



Job Posting Demand

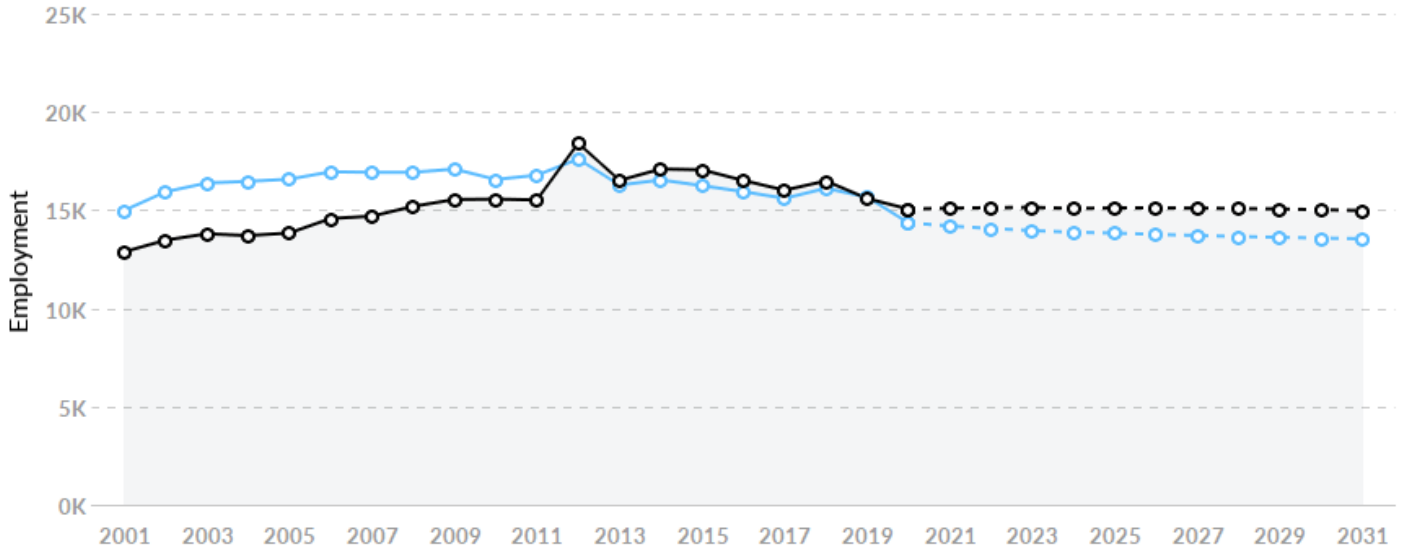
Job posting activity is about average in San Diego-Chula Vista-Carlsbad, CA. The national average for an area this size is 1,245* job posting/mo, while there is 1,349 here.

*National average values are derived by taking the national value for Childcare Workers and scaling it down to account for the difference in overall workforce size between the nation and San Diego-Chula Vista-Carlsbad, CA. In other words, the values represent the national average adjusted for region size.

Jobs

Regional Employment Is About Equal to the National Average

An average area of this size typically has 14,353* jobs, while there are 15,053 here.



Region	2020 Jobs	2030 Jobs	Change	% Change
● San Diego-Chula Vista-Carlsbad, CA	15,053	15,020	-33	-0.2%
● National Average	14,353	13,576	-777	-5.4%

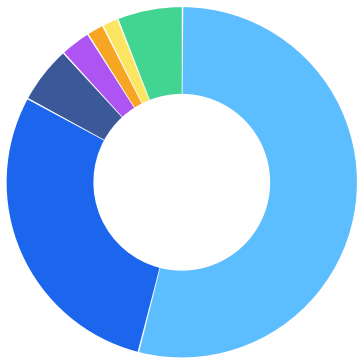
*National average values are derived by taking the national value for Childcare Workers and scaling it down to account for the difference in overall workforce size between the nation and San Diego-Chula Vista-Carlsbad, CA. In other words, the values represent the national average adjusted for region size.

Regional Breakdown



County	2020 Jobs
San Diego County, CA	15,053

Most Jobs are Found in the Private Households Industry Sector

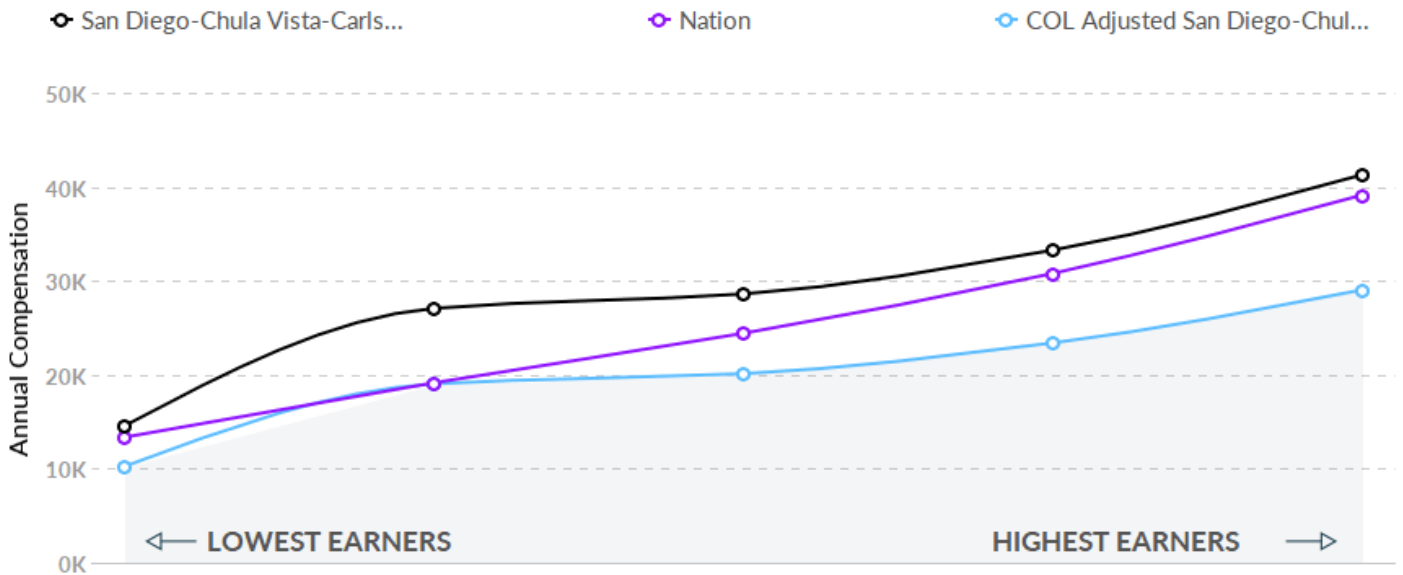


Industry	% of Occupation in Industry (2020)
Private Households	53.9%
Child Day Care Services	28.9%
Education and Hospitals (Local Government)	5.3%
Religious Organizations	2.8%
Elementary and Secondary Schools	1.6%
Other Amusement and Recreation Industries	1.5%
Other	6.0%

Compensation

Regional Compensation Is 17% Higher Than National Compensation

For Childcare Workers, the 2020 median wage in San Diego-Chula Vista-Carlsbad, CA is \$28,597, while the national median wage is \$24,413.



Job Posting Activity



14,751 Unique Job Postings

The number of unique postings for this job from Jan 2020 to Sep 2021.



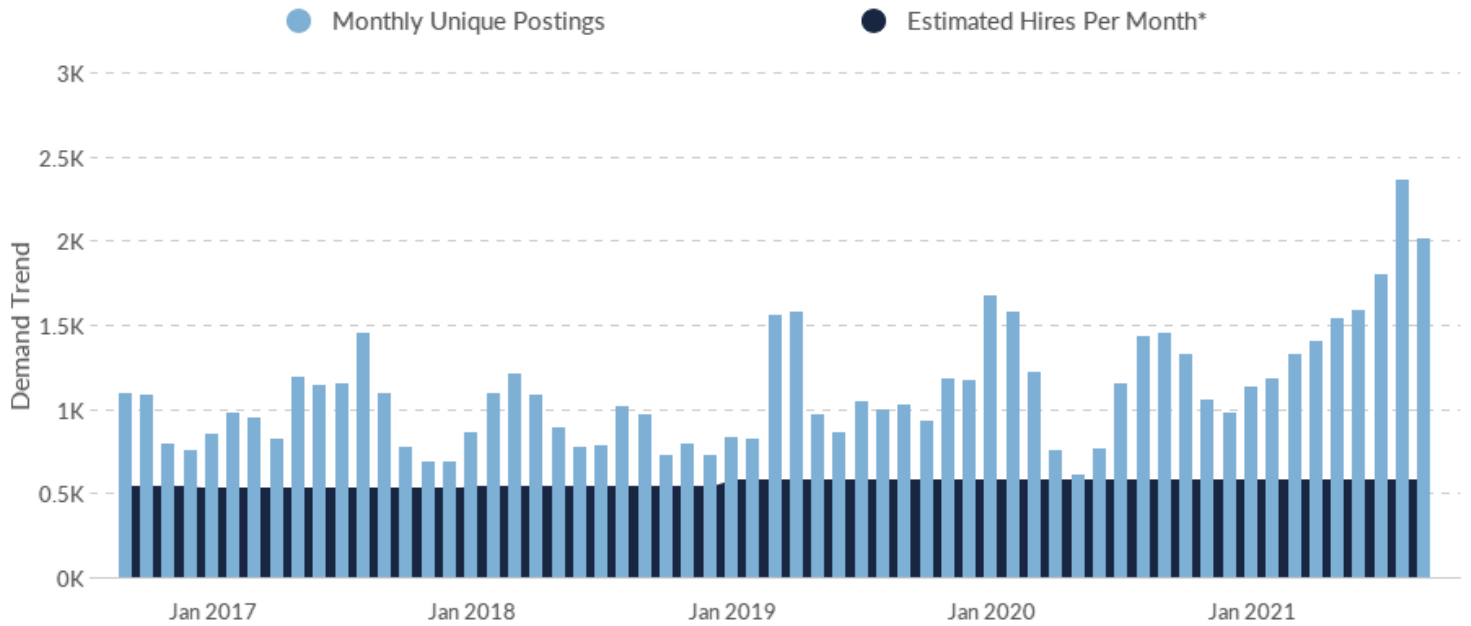
416 Employers Competing

All employers in the region who posted for this job from Jan 2020 to Sep 2021.






















23 Day Median Duration

Posting duration is 8 days shorter than what's typical in the region.

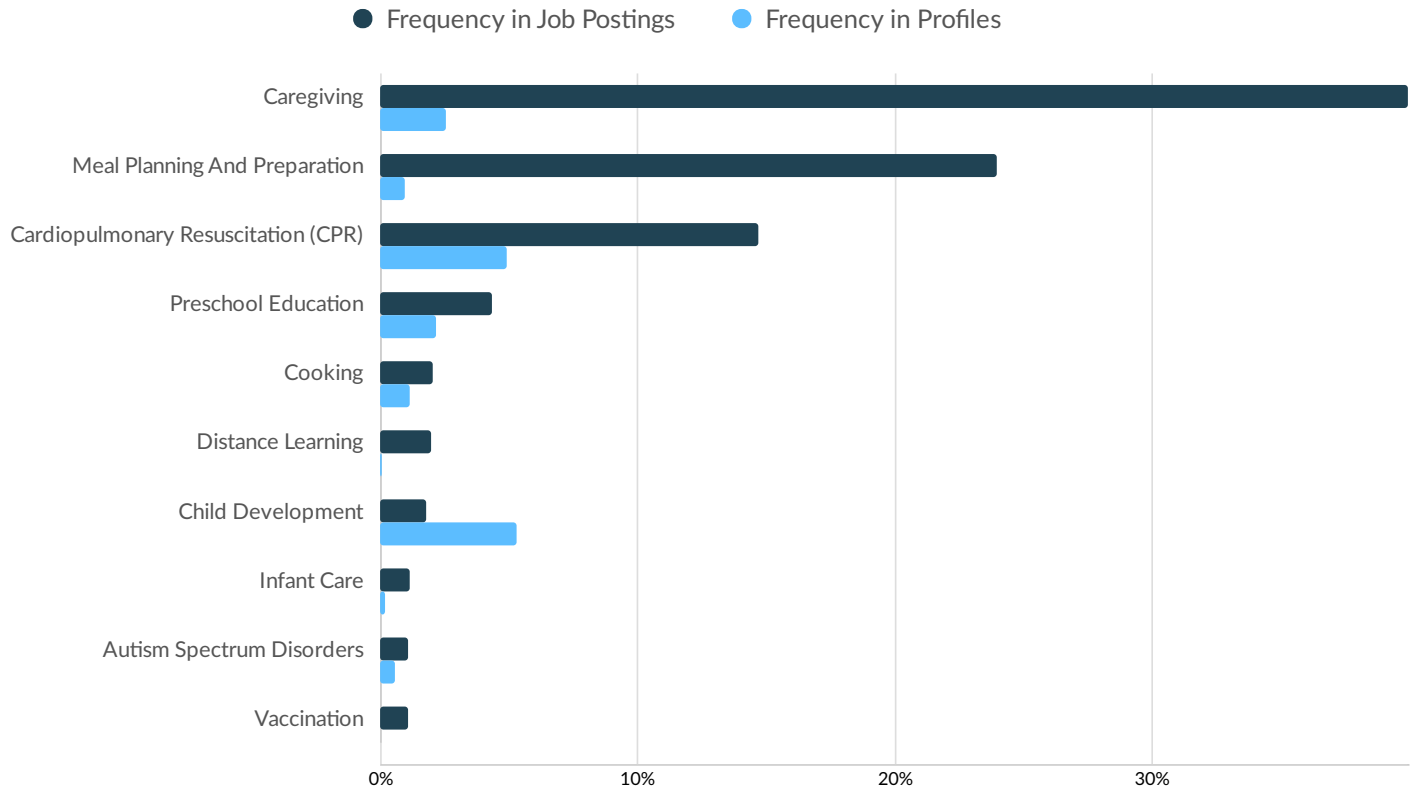


Occupation	Avg Monthly Postings (Jan 2020 - Sep 2021)	Avg Monthly Hires (Jan 2020 - Sep 2021)
Childcare Workers	1,349	580

*A hire is reported by the Quarterly Workforce Indicators when an individual's Social Security Number appears on a company's payroll and was not there the quarter before. Emsi hires are calculated using a combination of Emsi jobs data, information on separation rates from the Bureau of Labor Statistics (BLS), and industry-based hires data from the Census Bureau.

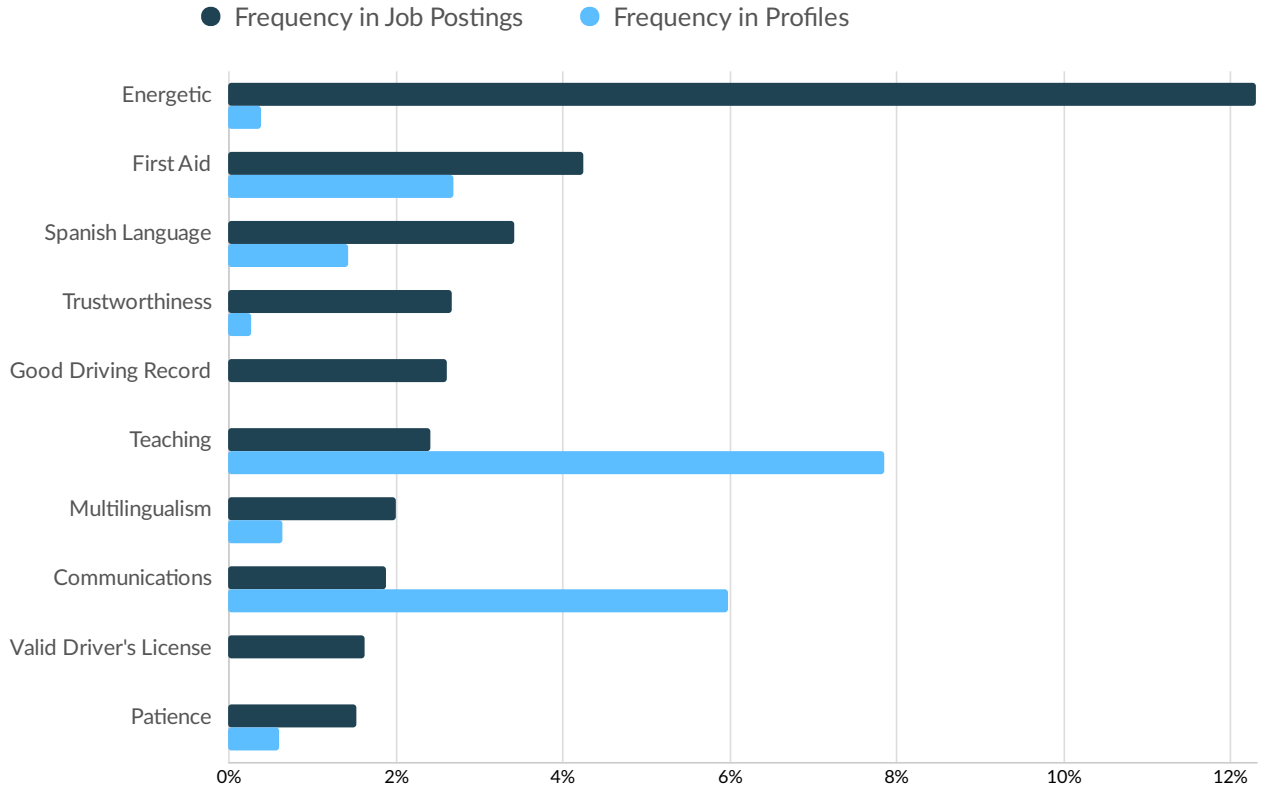
Top Companies	Unique Postings	Top Job Titles	Unique Postings
Care.com, Inc.	826 	Nannies	5,784 
1 China	506 	Baby Sitters	3,173 
San Diego	105 	Responsible Engineers	522 
L & A Inc	86 	Youth and Children Directors	363 
College Nannies and Tutors	45 	Sitters	249 
La Jolla Ltd Inc	33 	Child Care Professionals	231 
New Alternatives Incorporated	27 	Two Year Old Teachers	205 
Nanny For ME LLC	26 	Baby Nurses	144 
The Sitter Inc	26 	Pet Sitters	130 
Mom	21 	Street Sweepers	105 

Top Hard Skills



Skills	Postings	% of Total Postings	Profiles	% of Total Profiles
Caregiving	5,895	40%	46	3%
Meal Planning And Preparation	3,537	24%	18	1%
Cardiopulmonary Resuscitation (CPR)	2,170	15%	89	5%
Preschool Education	641	4%	39	2%
Cooking	300	2%	21	1%
Distance Learning	293	2%	1	0%
Child Development	266	2%	97	5%
Infant Care	166	1%	3	0%
Autism Spectrum Disorders	161	1%	11	1%
Vaccination	156	1%	0	0%

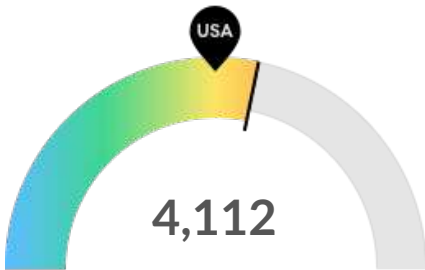
Top Common Skills



Skills	Postings	% of Total Postings	Profiles	% of Total Profiles
Energetic	1,816	12%	7	0%
First Aid	629	4%	49	3%
Spanish Language	505	3%	26	1%
Trustworthiness	394	3%	5	0%
Good Driving Record	385	3%	0	0%
Teaching	356	2%	143	8%
Multilingualism	295	2%	12	1%
Communications	278	2%	109	6%
Valid Driver's License	240	2%	0	0%
Patience	227	2%	11	1%

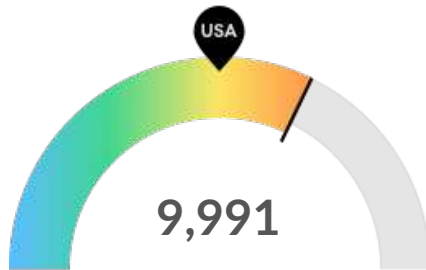
Demographics

Retirement Risk Is High, While Overall Diversity Is High



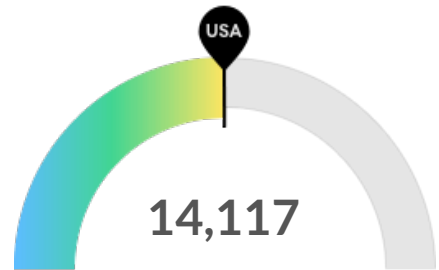
Retiring Soon

Retirement risk is high in San Diego-Chula Vista-Carlsbad, CA. The national average for an area this size is 3,418* employees 55 or older, while there are 4,112 here.



Racial Diversity

Racial diversity is high in San Diego-Chula Vista-Carlsbad, CA. The national average for an area this size is 6,702* racially diverse employees, while there are 9,991 here.

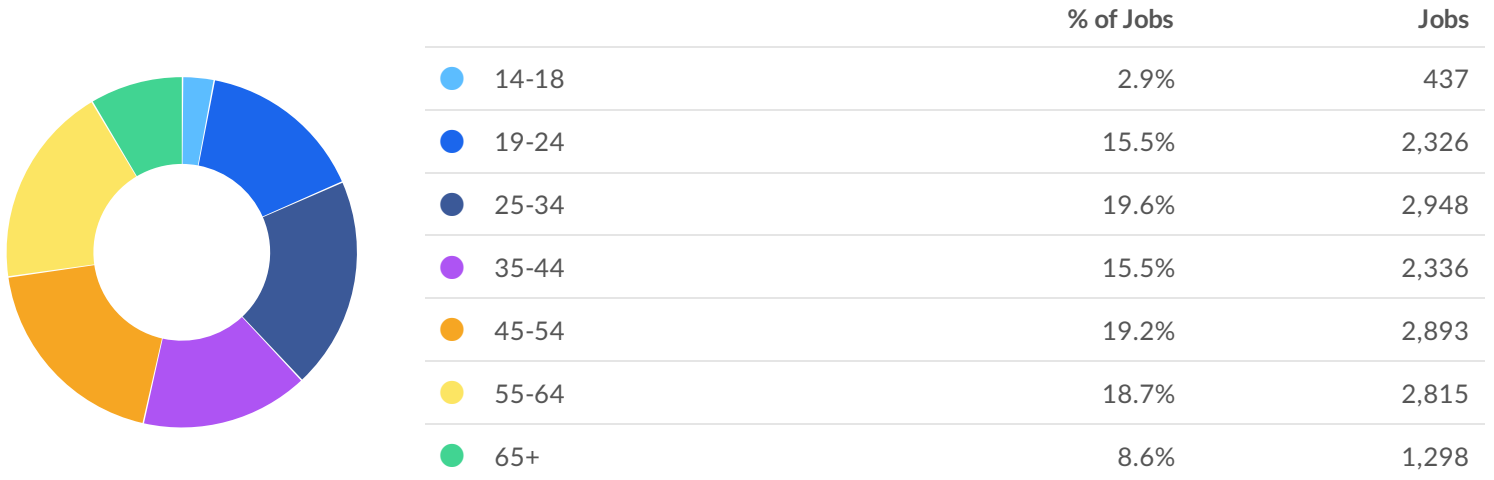


Gender Diversity

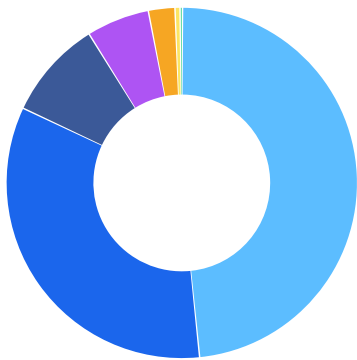
Gender diversity is about average in San Diego-Chula Vista-Carlsbad, CA. The national average for an area this size is 14,139* female employees, while there are 14,117 here.

*National average values are derived by taking the national value for Childcare Workers and scaling it down to account for the difference in overall workforce size between the nation and San Diego-Chula Vista-Carlsbad, CA. In other words, the values represent the national average adjusted for region size.

Occupation Age Breakdown

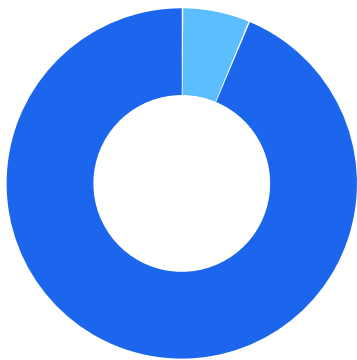


Occupation Race/Ethnicity Breakdown



	% of Jobs	Jobs
Hispanic or Latino	48.3%	7,271
White	33.6%	5,063
Asian	9.1%	1,375
Black or African American	5.8%	873
Two or More Races	2.4%	368
Native Hawaiian or Other Pacific Islander	0.5%	70
American Indian or Alaska Native	0.2%	34

Occupation Gender Breakdown



	% of Jobs	Jobs
Males	6.2%	936
Females	93.8%	14,117

Occupational Programs



6 Programs

Of the programs that can train for this job, 6 have produced completions in the last 5 years.



2,820 Completions (2020)

The completions from all regional institutions for all degree types.



2,285 Openings (2020)

The average number of openings for an occupation in the region is 247.

CIP Code	Top Programs	Completions (2020)
13.1210	Early Childhood Education and Teaching	1,585
19.0709	Child Care Provider/Assistant	646
13.1299	Teacher Education and Professional Development, Specific ...	344
19.0706	Child Development	196
13.1399	Teacher Education and Professional Development, Specific ...	31
19.0708	Child Care and Support Services Management	18

Top Schools	Completions (2020)
Ashford University	1,248
San Diego State University	351
MiraCosta College	225
National University	184
Alliant International University-San Diego	171
Palomar College	90
Cuyamaca College	88
California State University-San Marcos	86
Southwestern College	70
Point Loma Nazarene University	67

Appendix A

Childcare Workers in San Diego-Chula Vista-Carlsbad, CA

Appendix B - Data Sources and Calculations

Location Quotient

Location quotient (LQ) is a way of quantifying how concentrated a particular industry, cluster, occupation, or demographic group is in a region as compared to the nation. It can reveal what makes a particular region unique in comparison to the national average.

Occupation Data

Emsi occupation employment data are based on final Emsi industry data and final Emsi staffing patterns. Wage estimates are based on Occupational Employment Statistics (QCEW and Non-QCEW Employees classes of worker) and the American Community Survey (Self-Employed and Extended Proprietors). Occupational wage estimates are also affected by county-level Emsi earnings by industry.

Staffing Patterns Data

The staffing pattern data in this report are compiled from several sources using a specialized process. For QCEW and Non-QCEW Employees classes of worker, sources include Occupational Employment Statistics, the National Industry-Occupation Employment Matrix, and the American Community Survey. For the Self-Employed and Extended Proprietors classes of worker, the primary source is the American Community Survey, with a small amount of information from Occupational Employment Statistics.

Cost of Living Data

Emsi's cost of living data is based on the Cost of Living Index published by the Council for Community and Economic Research (C2ER).

Emsi Job Postings

Job postings are collected from various sources and processed/enriched to provide information such as standardized company name, occupation, skills, and geography.

Institution Data

The institution data in this report is taken directly from the national IPEDS database published by the U.S. Department of Education's National Center for Education Statistics.