

# Paralegals and Legal Assistants in San Diego-Chula Vista-Carlsbad, CA

# Contents

What is Emsi Data? .....	1
Report Parameters .....	2
Executive Summary .....	3
Jobs .....	4
Compensation .....	6
Job Posting Activity .....	7
Demographics .....	11
Occupational Programs .....	14
Appendix A .....	15

## What is Emsi Data?

Emsi data is a hybrid dataset derived from official government sources such as the US Census Bureau, Bureau of Economic Analysis, and Bureau of Labor Statistics. Leveraging the unique strengths of each source, our data modeling team creates an authoritative dataset that captures more than 99% of all workers in the United States. This core offering is then enriched with data from online social profiles, resumés, and job postings to give you a complete view of the workforce.

Emsi data is frequently cited in major publications such as *The Atlantic*, *Forbes*, *Harvard Business Review*, *The New York Times*, *The Wall Street Journal*, and *USA Today*.



## Report Parameters

### 1 Occupation

---

23-2011 Paralegals and Legal Assistants

---

### 1 MSA

---

41740 San Diego-Chula Vista-Carlsbad, CA

---

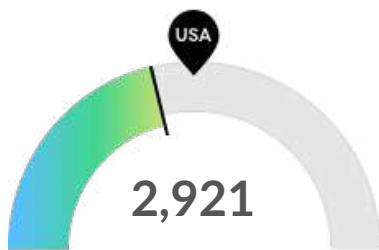
### Class of Worker

QCEW Employees, Non-QCEW Employees, and Self-Employed

The information in this report pertains to the chosen occupation and geographical area.

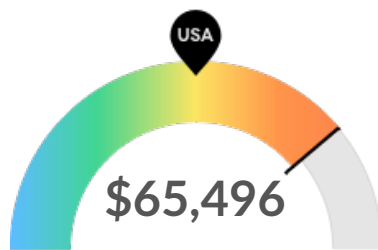
## Executive Summary

### Average Job Posting Demand Over a Thin Supply of Regional Jobs



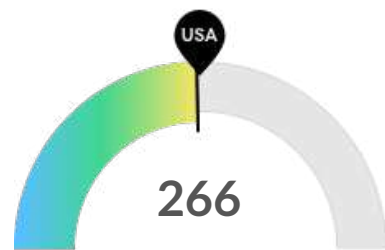
**Jobs (2020)**

San Diego-Chula Vista-Carlsbad, CA is not a hotspot for this kind of job. The national average for an area this size is 3,656\* employees, while there are 2,921 here.



**Compensation**

Earnings are high in San Diego-Chula Vista-Carlsbad, CA. The national median salary for Paralegals and Legal Assistants is \$52,733, compared to \$65,496 here.



**Job Posting Demand**

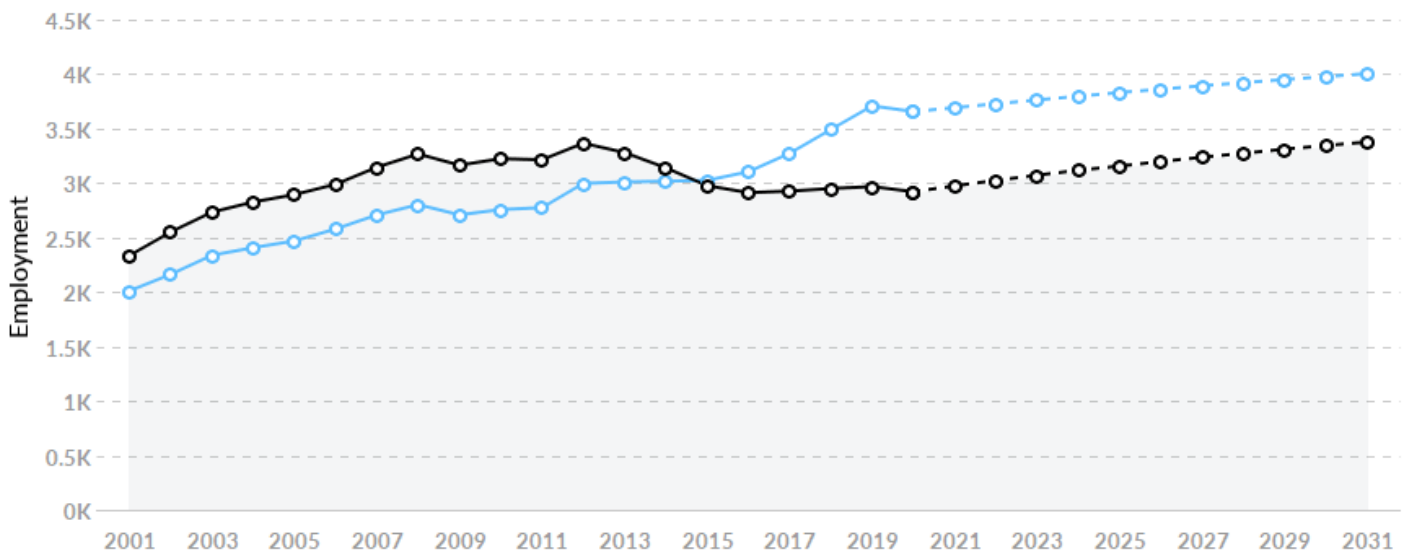
Job posting activity is about average in San Diego-Chula Vista-Carlsbad, CA. The national average for an area this size is 271\* job postings/mo, while there are 266 here.

\*National average values are derived by taking the national value for Paralegals and Legal Assistants and scaling it down to account for the difference in overall workforce size between the nation and San Diego-Chula Vista-Carlsbad, CA. In other words, the values represent the national average adjusted for region size.

# Jobs

## Regional Employment Is Lower Than the National Average

An average area of this size typically has 3,656\* jobs, while there are 2,921 here. This lower than average supply of jobs may make it more difficult for workers in this field to find employment in your area.



Region	2020 Jobs	2026 Jobs	Change	% Change
● San Diego-Chula Vista-Carlsbad, CA	2,921	3,198	277	9.5%
● National Average	3,656	3,862	207	5.7%

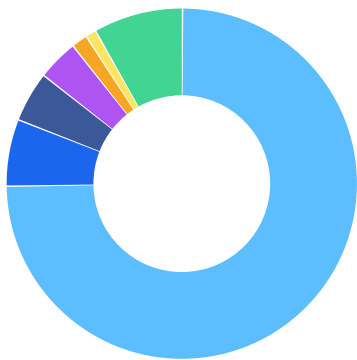
\*National average values are derived by taking the national value for Paralegals and Legal Assistants and scaling it down to account for the difference in overall workforce size between the nation and San Diego-Chula Vista-Carlsbad, CA. In other words, the values represent the national average adjusted for region size.

## Regional Breakdown



County	2020 Jobs
San Diego County, CA	2,921

## Most Jobs are Found in the Legal Services Industry Sector

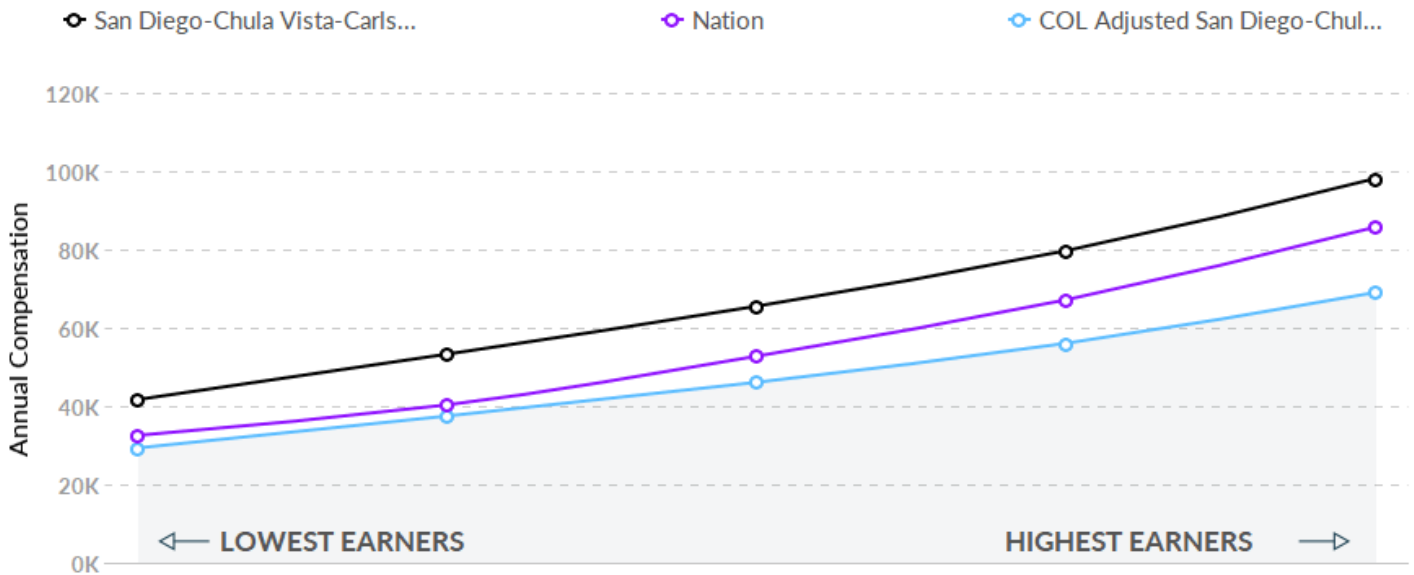


Industry	% of Occupation in Industry (2020)
Legal Services	74.7%
Federal Government, Civilian	6.2%
Federal Government, Military	4.6%
Local Government, Excluding Education and Hospitals	3.8%
Management of Companies and Enterprises	1.5%
Insurance Carriers	1.0%
Other	8.2%

# Compensation

## Regional Compensation Is 24% Higher Than National Compensation

For Paralegals and Legal Assistants, the 2020 median wage in San Diego-Chula Vista-Carlsbad, CA is \$65,496, while the national median wage is \$52,733.





# Job Posting Activity



**2,438 Unique Job Postings**

The number of unique postings for this job from Jan 2020 to Sep 2021.



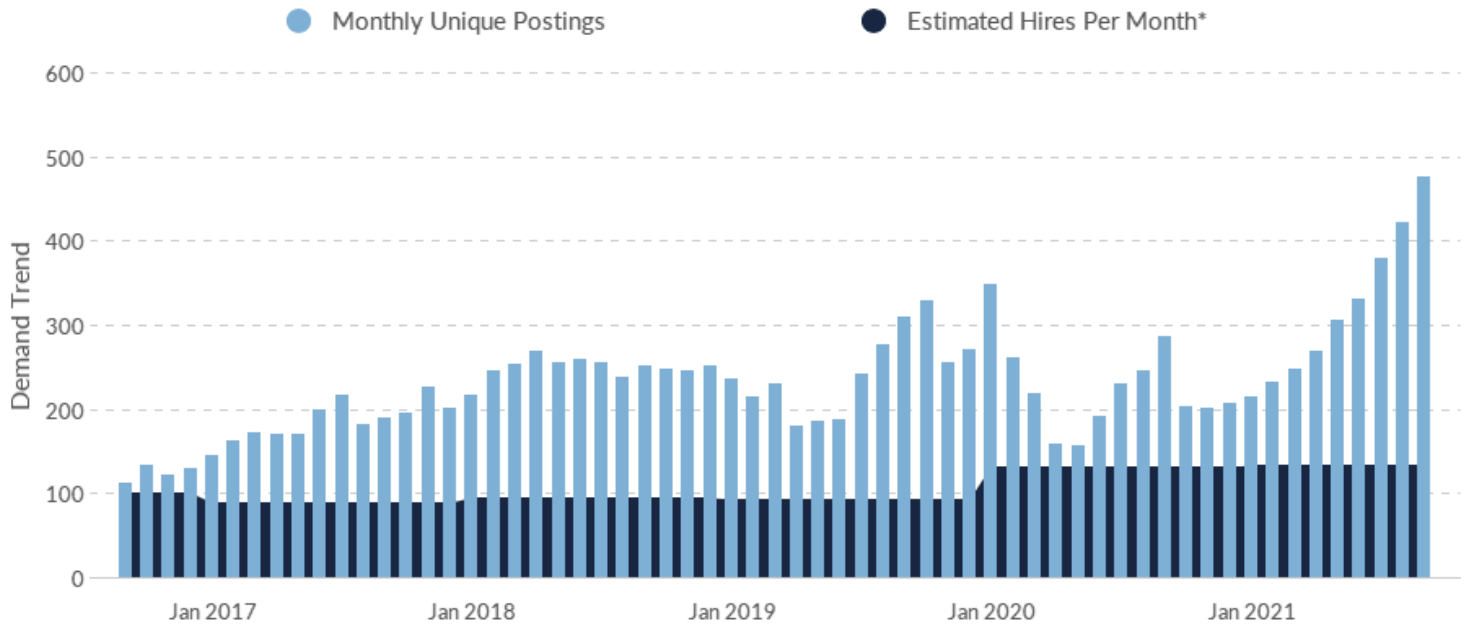
**500 Employers Competing**

All employers in the region who posted for this job from Jan 2020 to Sep 2021.













**31 Day Median Duration**











Posting duration is the same as what's typical in the region.



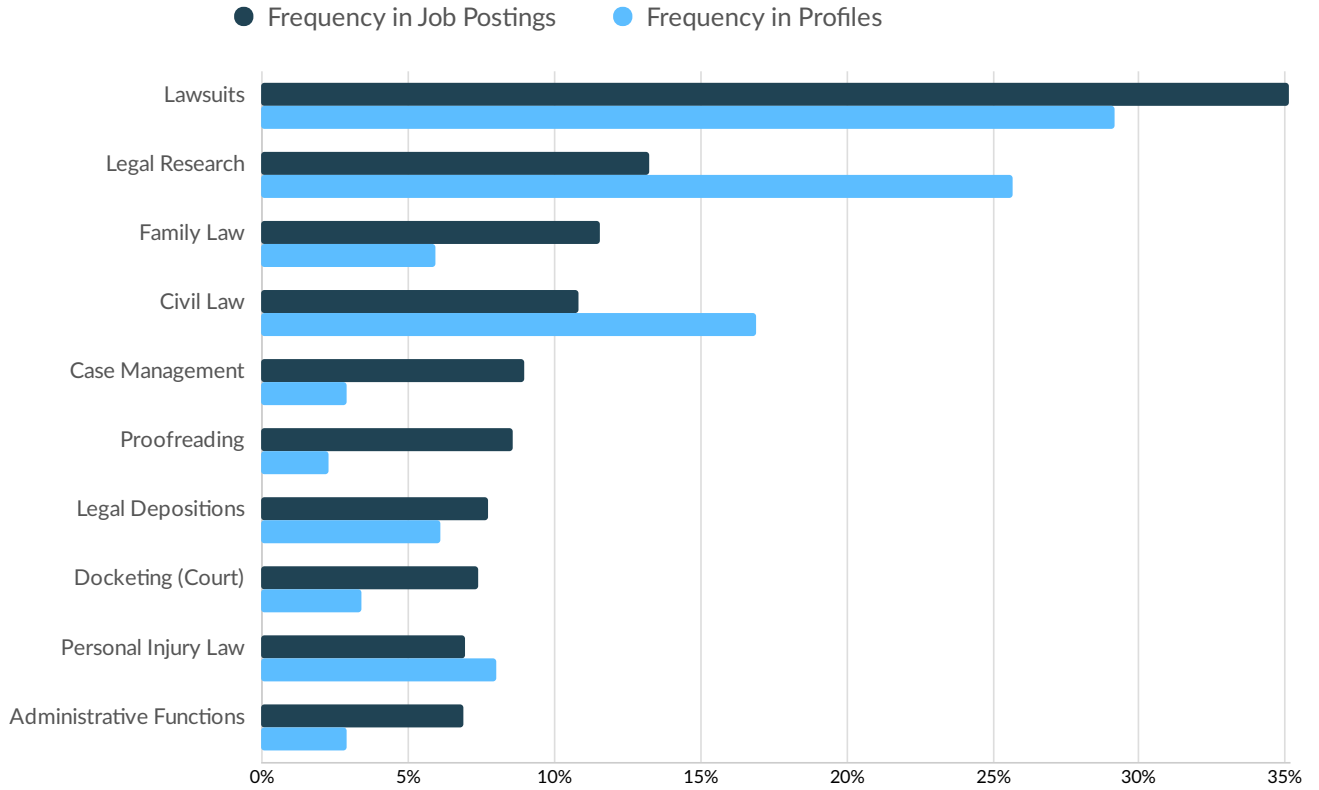
Occupation	Avg Monthly Postings (Jan 2020 - Sep 2021)	Avg Monthly Hires (Jan 2020 - Sep 2021)
Paralegals and Legal Assistants	266	133

\*A hire is reported by the Quarterly Workforce Indicators when an individual's Social Security Number appears on a company's payroll and was not there the quarter before. Emsi hires are calculated using a combination of Emsi jobs data, information on separation rates from the Bureau of Labor Statistics (BLS), and industry-based hires data from the Census Bureau.

Top Companies	Unique Postings
Lawfirm Staff Inc	136 
Robert Half International Inc.	123 
Adams & Martin Group	24 
Growing People and Companies	21 
Dla Piper LLP (us)	19 
Special Counsel, Inc.	19 
San Diego	18 
AppleOne	17 
Jobot	16 
Perkins Coie LLP	13 

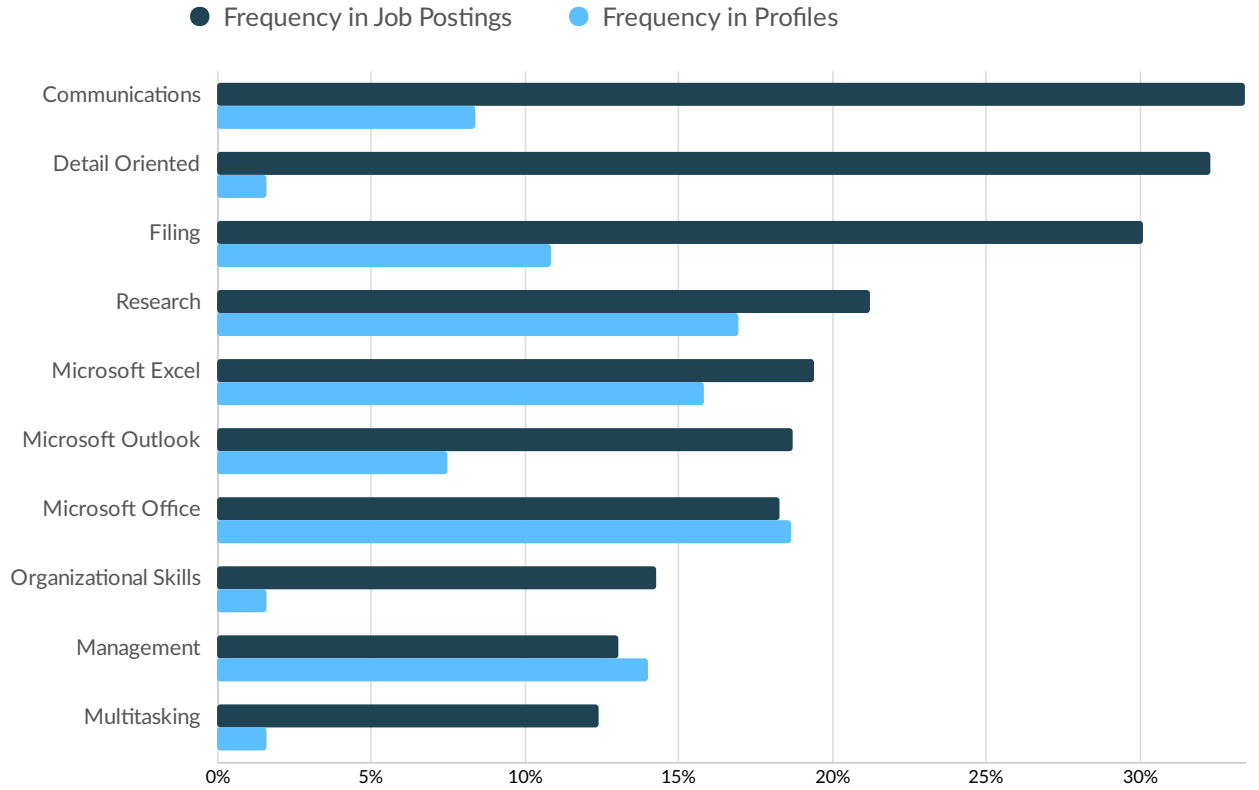
Top Job Titles	Unique Postings
Paralegals	448 
Litigation Paralegals	258 
Legal Assistants	225 
Family Law Paralegals	142 
Paralegals/Legal Assistants	140 
Corporate Paralegals	87 
Immigration Paralegals	54 
Real Estate Paralegals	40 
Legal Staff	36 
Paralegal Assistants	31 

## Top Hard Skills



Skills	Postings	% of Total Postings	Profiles	% of Total Profiles
Lawsuits	857	35%	1,216	29%
Legal Research	323	13%	1,072	26%
Family Law	283	12%	248	6%
Civil Law	264	11%	705	17%
Case Management	220	9%	121	3%
Proofreading	210	9%	96	2%
Legal Depositions	189	8%	256	6%
Docketing (Court)	181	7%	143	3%
Personal Injury Law	170	7%	336	8%
Administrative Functions	168	7%	123	3%

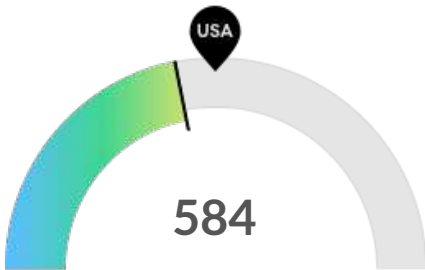
## Top Common Skills



Skills	Postings	% of Total Postings	Profiles	% of Total Profiles
Communications	815	33%	349	8%
Detail Oriented	788	32%	67	2%
Filing	734	30%	453	11%
Research	518	21%	707	17%
Microsoft Excel	473	19%	661	16%
Microsoft Outlook	457	19%	313	8%
Microsoft Office	446	18%	778	19%
Organizational Skills	348	14%	68	2%
Management	318	13%	585	14%
Multitasking	302	12%	68	2%

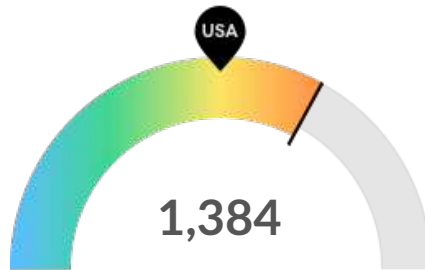
# Demographics

## Retirement Risk Is Low, While Overall Diversity Is High



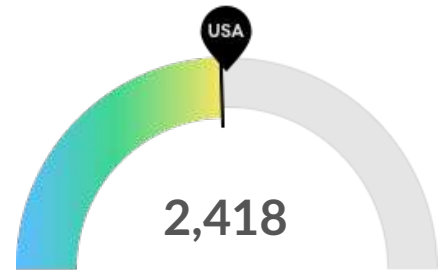
**Retiring Soon**

Retirement risk is low in San Diego-Chula Vista-Carlsbad, CA. The national average for an area this size is 703\* employees 55 or older, while there are 584 here.



**Racial Diversity**

Racial diversity is high in San Diego-Chula Vista-Carlsbad, CA. The national average for an area this size is 889\* racially diverse employees, while there are 1,384 here.

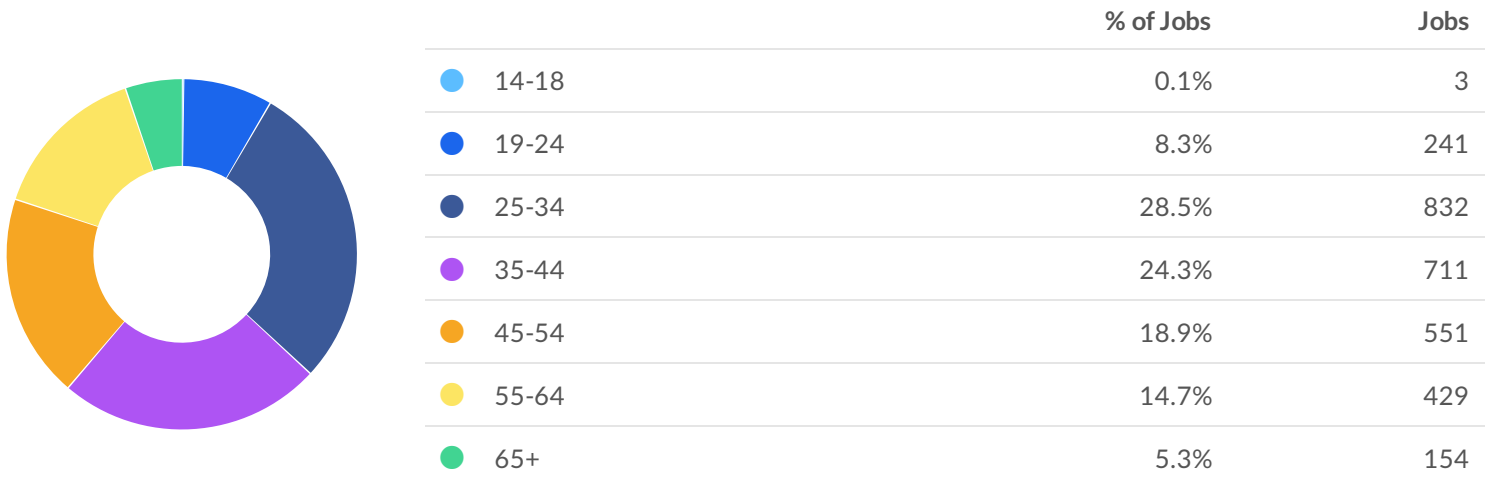


**Gender Diversity**

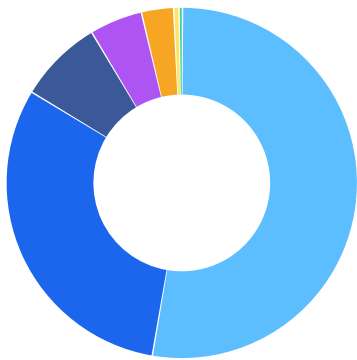
Gender diversity is about average in San Diego-Chula Vista-Carlsbad, CA. The national average for an area this size is 2,481\* female employees, while there are 2,418 here.

\*National average values are derived by taking the national value for Paralegals and Legal Assistants and scaling it down to account for the difference in overall workforce size between the nation and San Diego-Chula Vista-Carlsbad, CA. In other words, the values represent the national average adjusted for region size.

## Occupation Age Breakdown

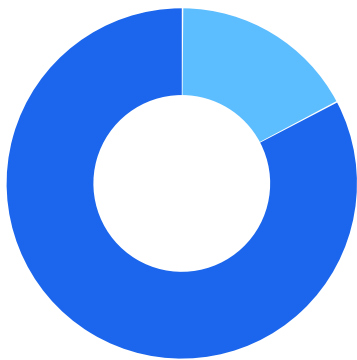


### Occupation Race/Ethnicity Breakdown



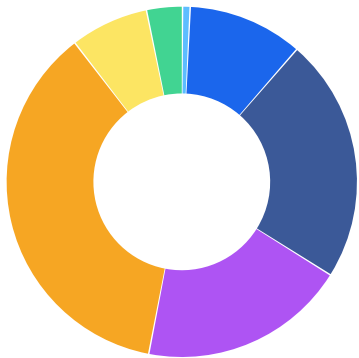
	% of Jobs	Jobs
White	52.6%	1,537
Hispanic or Latino	31.0%	904
Asian	7.8%	227
Black or African American	4.9%	142
Two or More Races	3.0%	87
Native Hawaiian or Other Pacific Islander	0.5%	14
American Indian or Alaska Native	0.3%	9

### Occupation Gender Breakdown



	% of Jobs	Jobs
Males	17.2%	503
Females	82.8%	2,418

## National Educational Attainment



	% of Jobs
<span style="color: #00AEEF;">●</span> Less than high school diploma	0.7%
<span style="color: #0070C0;">●</span> High school diploma or equivalent	10.6%
<span style="color: #003366;">●</span> Some college, no degree	22.5%
<span style="color: #9900CC;">●</span> Associate's degree	19.1%
<span style="color: #FF9900;">●</span> Bachelor's degree	36.5%
<span style="color: #FFCC00;">●</span> Master's degree	7.2%
<span style="color: #00CC66;">●</span> Doctoral or professional degree	3.3%

# Occupational Programs



**3 Programs**

Of the programs that can train for this job, 3 have produced completions in the last 5 years.



**227 Completions (2020)**

The completions from all regional institutions for all degree types.



**336 Openings (2020)**

The average number of openings for an occupation in the region is 247.

CIP Code	Top Programs	Completions (2020)
22.0302	Legal Assistant/Paralegal	207
22.9999	Legal Professions and Studies, Other	12
22.0000	Legal Studies	8

Top Schools	Completions (2020)
University of San Diego	120
San Diego Miramar College	61
Cuyamaca College	15
National University	9
Southwestern College	9
ATA College	9
Palomar College	2
San Diego City College	2



## Appendix A

**Paralegals and Legal Assistants (SOC 23-2011):**

Assist lawyers by investigating facts, preparing legal documents, or researching legal precedent. Conduct research to support a legal proceeding, to formulate a defense, or to initiate legal action. Excludes Legal Secretaries and Administrative Assistants (43-6012).

**Sample of Reported Job Titles:**

- Paralegal
- Legal Assistant
- Litigation Paralegal
- Real Estate Paralegal
- Paralegal Specialist
- Immigration Paralegal
- Corporate Paralegal
- Research Assistant
- Paralegal Assistant
- Legal Analyst

**Related O\*NET Occupation:**

Paralegals and Legal Assistants (23-2011.00)