



# Surveyors in San Diego-Chula Vista-Carlsbad, CA

# Contents

What is Emsi Data? .....	1
Report Parameters .....	2
Executive Summary .....	3
Jobs .....	4
Compensation .....	6
Job Posting Activity .....	7
Demographics .....	11
Occupational Programs .....	14
Appendix A .....	15

## What is Emsi Data?

Emsi data is a hybrid dataset derived from official government sources such as the US Census Bureau, Bureau of Economic Analysis, and Bureau of Labor Statistics. Leveraging the unique strengths of each source, our data modeling team creates an authoritative dataset that captures more than 99% of all workers in the United States. This core offering is then enriched with data from online social profiles, resumés, and job postings to give you a complete view of the workforce.

Emsi data is frequently cited in major publications such as *The Atlantic*, *Forbes*, *Harvard Business Review*, *The New York Times*, *The Wall Street Journal*, and *USA Today*.

 The Atlantic Forbes Harvard Business Review The New York Times WSJ USA TODAY

## Report Parameters

### 1 Occupation

---

17-1022 Surveyors

---

### 1 MSA

---

41740 San Diego-Chula Vista-Carlsbad, CA

---

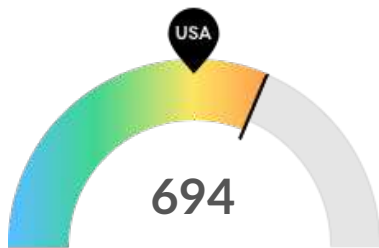
### Class of Worker

QCEW Employees, Non-QCEW Employees, and Self-Employed

The information in this report pertains to the chosen occupation and geographical area.

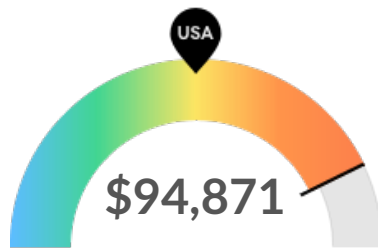
## Executive Summary

### Average Job Posting Demand Over a Deep Supply of Regional Jobs



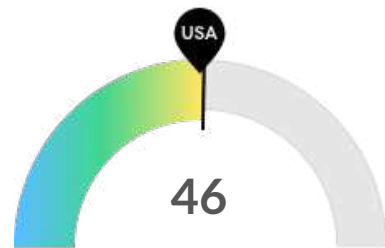
**Jobs (2020)**

San Diego-Chula Vista-Carlsbad, CA is a hotspot for this kind of job. The national average for an area this size is 486\* employees, while there are 694 here.



**Compensation**

Earnings are high in San Diego-Chula Vista-Carlsbad, CA. The national median salary for Surveyors is \$65,209, compared to \$94,871 here.



**Job Posting Demand**

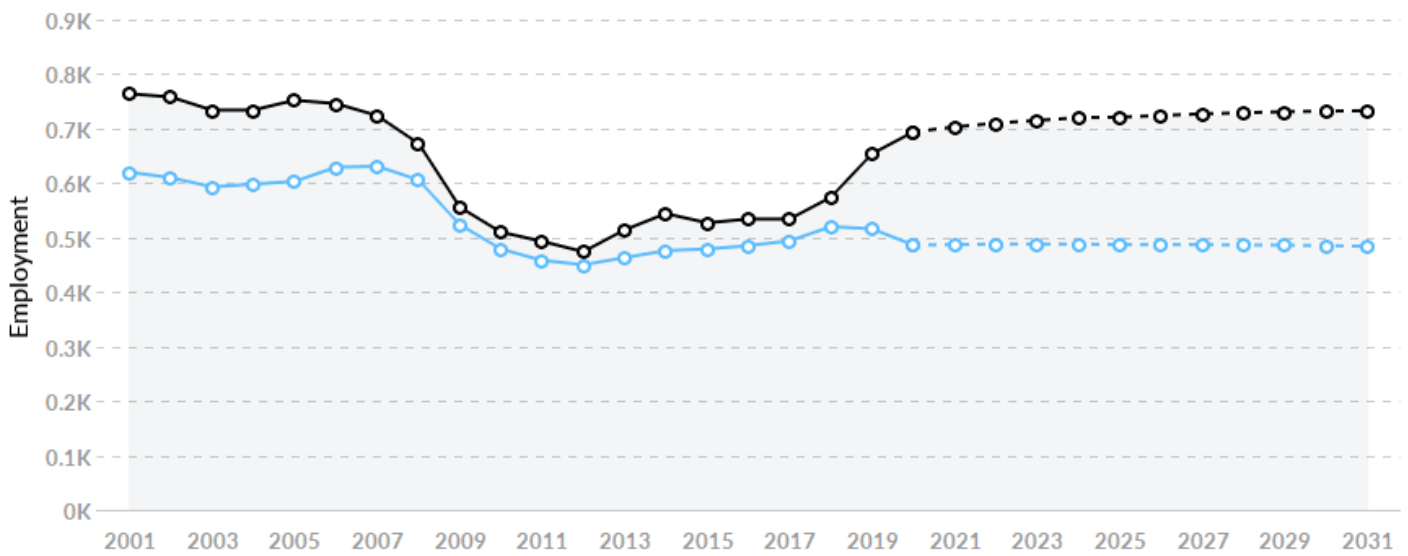
Job posting activity is about average in San Diego-Chula Vista-Carlsbad, CA. The national average for an area this size is 45\* job postings/mo, while there are 46 here.

\*National average values are derived by taking the national value for Surveyors and scaling it down to account for the difference in overall workforce size between the nation and San Diego-Chula Vista-Carlsbad, CA. In other words, the values represent the national average adjusted for region size.

# Jobs

## Regional Employment Is Higher Than the National Average

An average area of this size typically has 486\* jobs, while there are 694 here. This higher than average supply of jobs may make it easier for workers in this field to find employment in your area.



Region	2020 Jobs	2026 Jobs	Change	% Change
● San Diego-Chula Vista-Carlsbad, CA	694	724	31	4.5%
● National Average	486	487	1	0.3%

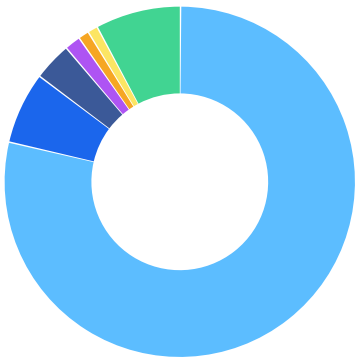
\*National average values are derived by taking the national value for Surveyors and scaling it down to account for the difference in overall workforce size between the nation and San Diego-Chula Vista-Carlsbad, CA. In other words, the values represent the national average adjusted for region size.

## Regional Breakdown



County	2020 Jobs
San Diego County, CA	694

## Most Jobs are Found in the Architectural, Engineering, and Related Services Industry Sector

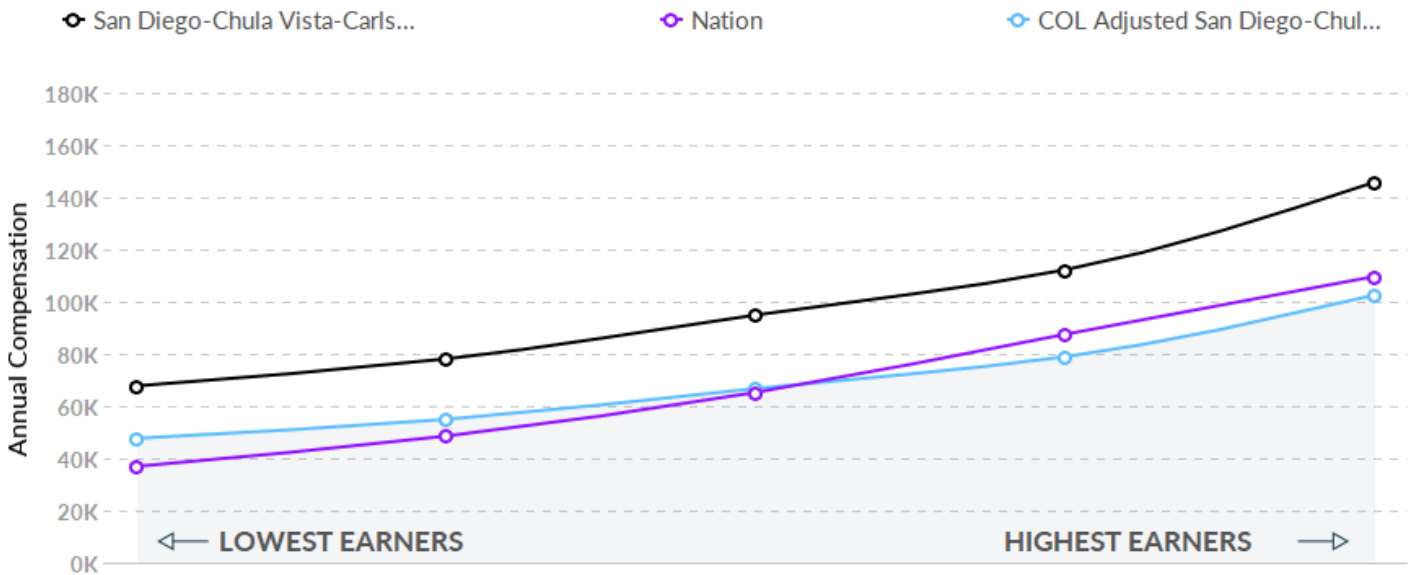


Industry	% of Occupation in Industry (2020)
Architectural, Engineering, and Related Services	78.6%
Federal Government, Military	6.6%
Local Government, Excluding Education and Hospitals	3.5%
Management, Scientific, and Technical Consulting Services	1.5%
Federal Government, Civilian	1.0%
Highway, Street, and Bridge Construction	0.9%
Other	7.9%

# Compensation

## Regional Compensation Is 45% Higher Than National Compensation

For Surveyors, the 2020 median wage in San Diego-Chula Vista-Carlsbad, CA is \$94,871, while the national median wage is \$65,209.





# Job Posting Activity



**377 Unique Job Postings**

The number of unique postings for this job from Jan 2020 to Oct 2021.



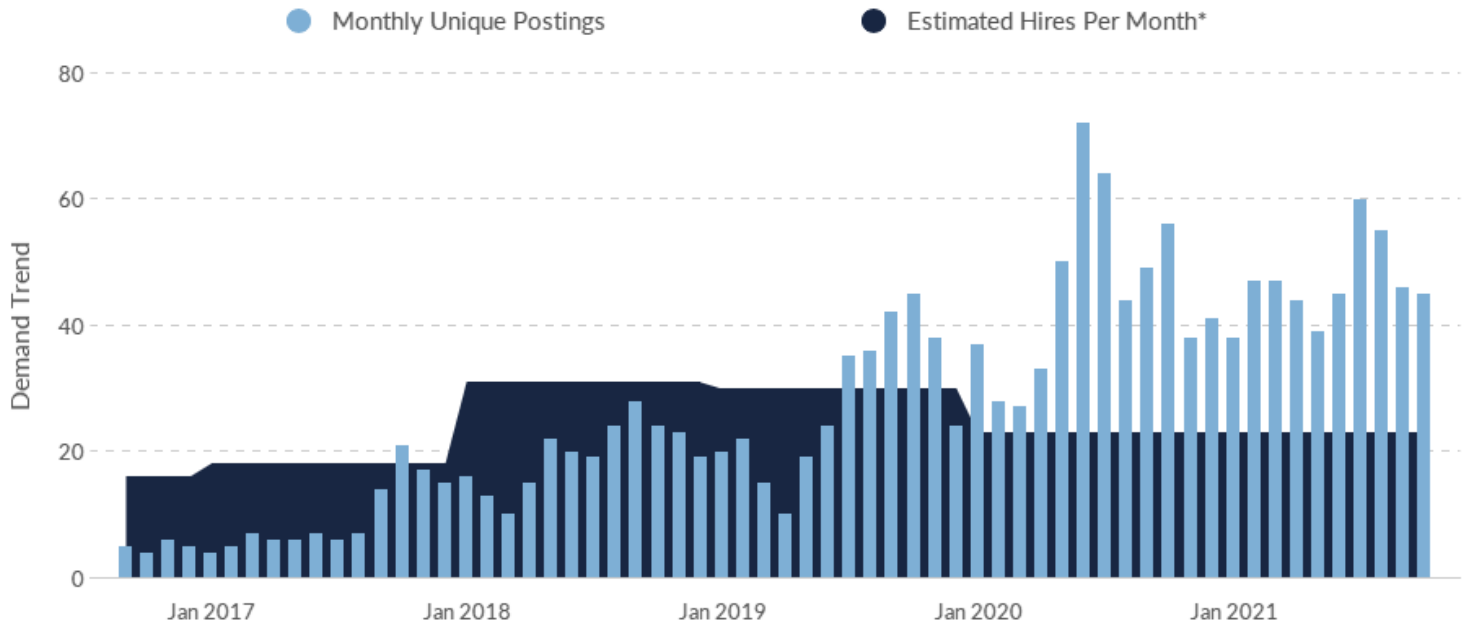
**77 Employers Competing**

All employers in the region who posted for this job from Jan 2020 to Oct 2021.



**31 Day Median Duration**











Posting duration is the same as what's typical in the region.



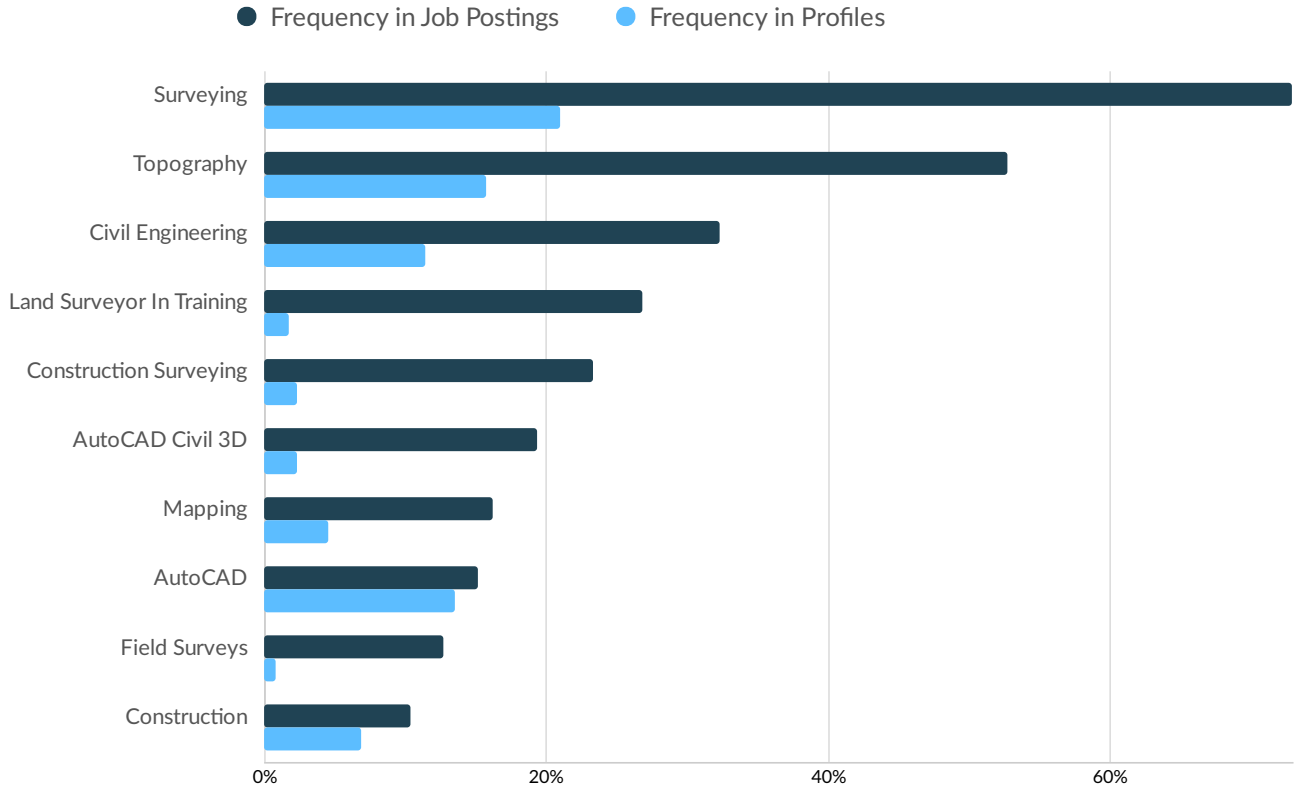
Occupation	Avg Monthly Postings (Jan 2020 - Oct 2021)	Avg Monthly Hires (Jan 2020 - Oct 2021)
Surveyors	46	23

\*A hire is reported by the Quarterly Workforce Indicators when an individual's Social Security Number appears on a company's payroll and was not there the quarter before. Emsi hires are calculated using a combination of Emsi jobs data, information on separation rates from the Bureau of Labor Statistics (BLS), and industry-based hires data from the Census Bureau.

Top Companies	Unique Postings
Growing People and Companies	160 
County of San Diego	11 
TSC Engineering Company	11 
Aerotek, Inc.	9 
Nv5, Inc.	9 
Kimley-Horn and Associates, Inc.	7 
Michael Baker Corporation	7 
Bwe, Inc.	5 
Oceaneering International, Inc.	4 
The Coca-Cola Company	4 

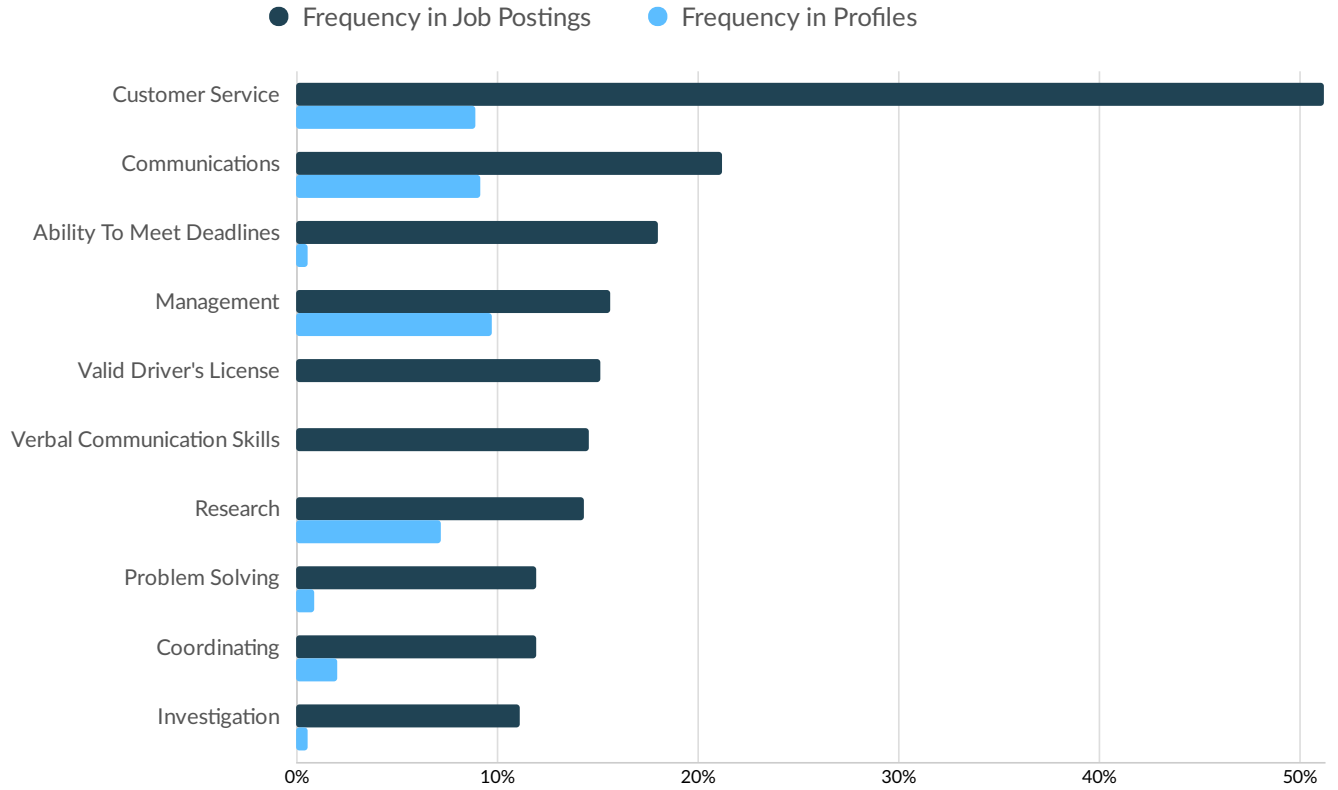
Top Job Titles	Unique Postings
Registered Professional Land Su...	91 
Land Surveyors	51 
Survey Party Chiefs	44 
Surveyors	34 
Survey Crew Chiefs	26 
Field Surveyors	23 
Site Surveyors	23 
Crew Chiefs	15 
Land Surveyor Party Chiefs	10 
Surveyor Party Chiefs	7 

## Top Hard Skills



Skills	Postings	% of Total Postings	Profiles	% of Total Profiles
Surveying	275	73%	73	21%
Topography	199	53%	55	16%
Civil Engineering	122	32%	40	11%
Land Surveyor In Training	101	27%	6	2%
Construction Surveying	88	23%	8	2%
AutoCAD Civil 3D	73	19%	8	2%
Mapping	61	16%	16	5%
AutoCAD	57	15%	47	14%
Field Surveys	48	13%	3	1%
Construction	39	10%	24	7%

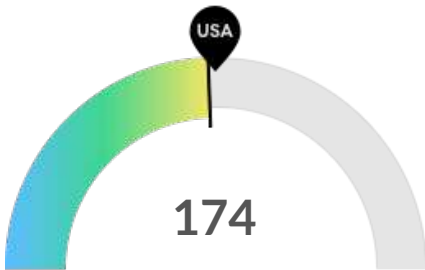
## Top Common Skills



Skills	Postings	% of Total Postings	Profiles	% of Total Profiles
Customer Service	193	51%	31	9%
Communications	80	21%	32	9%
Ability To Meet Deadlines	68	18%	2	1%
Management	59	16%	34	10%
Valid Driver's License	57	15%	0	0%
Verbal Communication Skills	55	15%	0	0%
Research	54	14%	25	7%
Problem Solving	45	12%	3	1%
Coordinating	45	12%	7	2%
Investigation	42	11%	2	1%

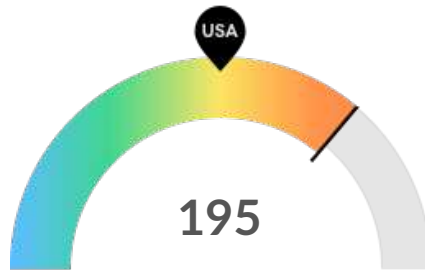
# Demographics

## Retirement Risk Is About Average, While Overall Diversity Is High



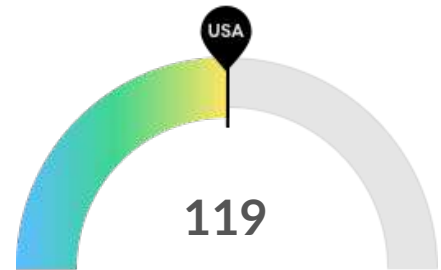
**Retiring Soon**

Retirement risk is about average in San Diego-Chula Vista-Carlsbad, CA. The national average for an area this size is 180\* employees 55 or older, while there are 174 here.



**Racial Diversity**

Racial diversity is high in San Diego-Chula Vista-Carlsbad, CA. The national average for an area this size is 105\* racially diverse employees, while there are 195 here.

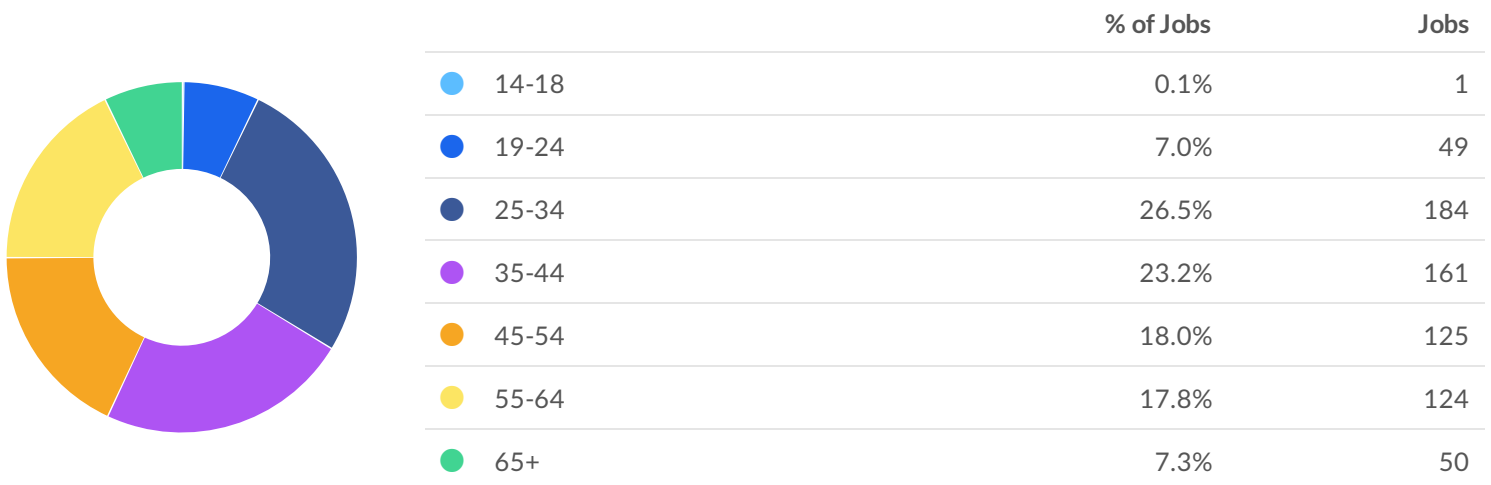


**Gender Diversity**

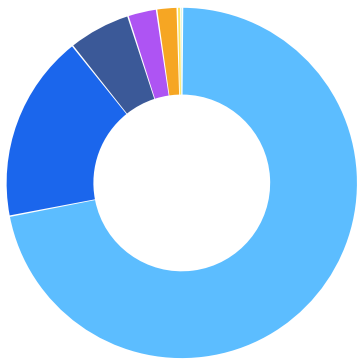
Gender diversity is about average in San Diego-Chula Vista-Carlsbad, CA. The national average for an area this size is 118\* female employees, while there are 119 here.

\*National average values are derived by taking the national value for Surveyors and scaling it down to account for the difference in overall workforce size between the nation and San Diego-Chula Vista-Carlsbad, CA. In other words, the values represent the national average adjusted for region size.

## Occupation Age Breakdown

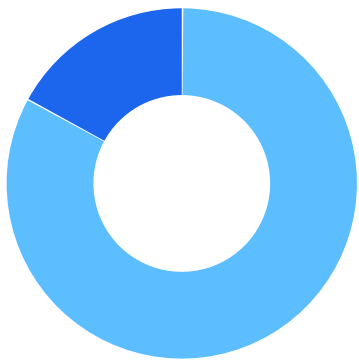


### Occupation Race/Ethnicity Breakdown



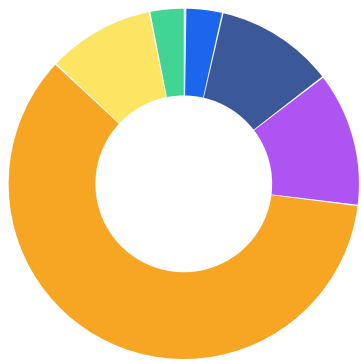
	% of Jobs	Jobs
● White	71.9%	499
● Hispanic or Latino	17.3%	120
● Asian	5.7%	40
● Black or African American	2.7%	18
● Two or More Races	1.9%	13
● American Indian or Alaska Native	0.3%	2
● Native Hawaiian or Other Pacific Islander	0.2%	1

### Occupation Gender Breakdown



	% of Jobs	Jobs
● Males	82.9%	575
● Females	17.1%	119

## National Educational Attainment



	% of Jobs
<span style="color: #00AEEF;">●</span> Less than high school diploma	0.1%
<span style="color: #0070C0;">●</span> High school diploma or equivalent	3.4%
<span style="color: #1F497D;">●</span> Some college, no degree	11.0%
<span style="color: #800080;">●</span> Associate's degree	12.4%
<span style="color: #FF9900;">●</span> Bachelor's degree	60.0%
<span style="color: #FFD700;">●</span> Master's degree	9.9%
<span style="color: #00B050;">●</span> Doctoral or professional degree	3.2%

## Occupational Programs



### 2 Programs

Of the programs that can train for this job, 2 have produced completions in the last 5 years.



### 86 Completions (2020)

The completions from all regional institutions for all degree types.



### 69 Openings (2020)

The average number of openings for an occupation in the region is 263.

CIP Code	Top Programs	Completions (2020)
40.0601	Geology/Earth Science, General	83 <div style="width: 83%;"></div>
15.1102	Surveying Technology/Surveying	3

Top Schools	Completions (2020)
University of California-San Diego	38 <div style="width: 38%;"></div>
San Diego State University	37 <div style="width: 37%;"></div>
Grossmont College	4 <div style="width: 4%;"></div>
Cuyamaca College	3 <div style="width: 3%;"></div>
Palomar College	2
San Diego Mesa College	1
San Diego Miramar College	1



## Appendix A

**Surveyors (SOC 17-1022):**

Make exact measurements and determine property boundaries. Provide data relevant to the shape, contour, gravitation, location, elevation, or dimension of land or land features on or near the earths surface for engineering, mapmaking, mining, land evaluation, construction, and other purposes.

**Sample of Reported Job Titles:**

Surveyor  
Mine Surveyor  
Land Surveyor  
Registered Land Surveyor  
County Surveyor  
Geodesist  
Survey Supervisor  
Survey Director  
Research Specialist  
Regional Geodetic Advisor

**Related O\*NET Occupations:**

Surveyors (17-1022.00)  
Geodetic Surveyors (17-1022.01)