

A man in a dark blue suit, white shirt, and red tie is sitting at a table in a cafe. He is wearing glasses and has a beard. He is smiling and looking towards the camera. He is holding a newspaper in his left hand. On the table in front of him is a white coffee cup on a saucer and a glass of water. The background is a blurred outdoor cafe setting with trees and buildings.

Business Operations Specialists in San Diego-Chula Vista-Carlsbad, CA

Contents

What is Emsi Data?	1
Report Parameters	2
Executive Summary	3
Jobs	4
Compensation	6
Job Posting Activity	7
Demographics	11
Occupational Programs	13
Appendix A	15

What is Emsi Data?

Emsi data is a hybrid dataset derived from official government sources such as the US Census Bureau, Bureau of Economic Analysis, and Bureau of Labor Statistics. Leveraging the unique strengths of each source, our data modeling team creates an authoritative dataset that captures more than 99% of all workers in the United States. This core offering is then enriched with data from online social profiles, resumés, and job postings to give you a complete view of the workforce.

Emsi data is frequently cited in major publications such as *The Atlantic*, *Forbes*, *Harvard Business Review*, *The New York Times*, *The Wall Street Journal*, and *USA Today*.

 The Atlantic Forbes Harvard Business Review The New York Times WSJ USA TODAY

Report Parameters

1 Occupation

13-1000 Business Operations Specialists

1 MSA

41740 San Diego-Chula Vista-Carlsbad, CA

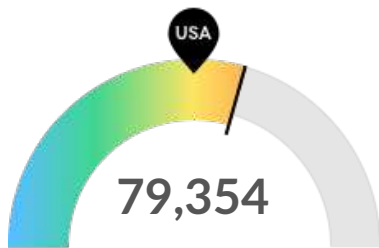
Class of Worker

QCEW Employees, Non-QCEW Employees, and Self-Employed

The information in this report pertains to the chosen occupation and geographical area.

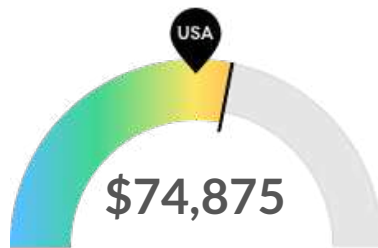
Executive Summary

Light Job Posting Demand Over a Deep Supply of Regional Jobs



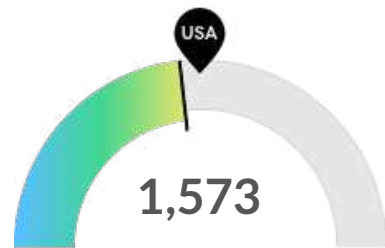
Jobs (2018)

San Diego-Chula Vista-Carlsbad, CA is a hotspot for this kind of job. The national average for an area this size is 61,931* employees, while there are 79,354 here.



Compensation

Earnings are about average in San Diego-Chula Vista-Carlsbad, CA. The national median salary for Business Operations Specialists is \$71,291, compared to \$74,875 here.



Job Posting Demand

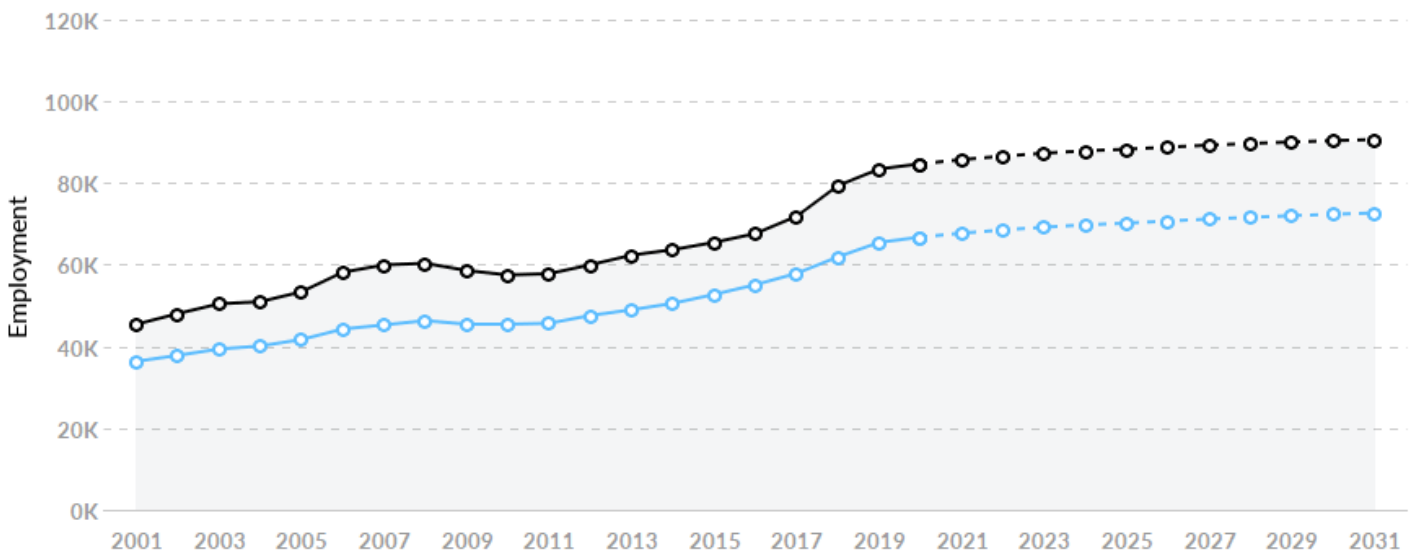
Job posting activity is low in San Diego-Chula Vista-Carlsbad, CA. The national average for an area this size is 1,746* job posting/mo, while there is 1,573 here.

*National average values are derived by taking the national value for Business Operations Specialists and scaling it down to account for the difference in overall workforce size between the nation and San Diego-Chula Vista-Carlsbad, CA. In other words, the values represent the national average adjusted for region size.

Jobs

Regional Employment Is Higher Than the National Average

An average area of this size typically has 61,931* jobs, while there are 79,354 here. This higher than average supply of jobs may make it easier for workers in this field to find employment in your area.



Region	2018 Jobs	2028 Jobs	Change	% Change
● San Diego-Chula Vista-Carlsbad, CA	79,354	89,691	10,338	13.0%
● National Average	61,931	71,622	9,691	15.6%

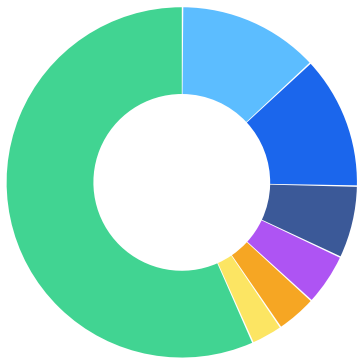
*National average values are derived by taking the national value for Business Operations Specialists and scaling it down to account for the difference in overall workforce size between the nation and San Diego-Chula Vista-Carlsbad, CA. In other words, the values represent the national average adjusted for region size.

Regional Breakdown



County	2018 Jobs
San Diego County, CA	79,354

Most Jobs are Found in the Federal Government, Civilian Industry Sector

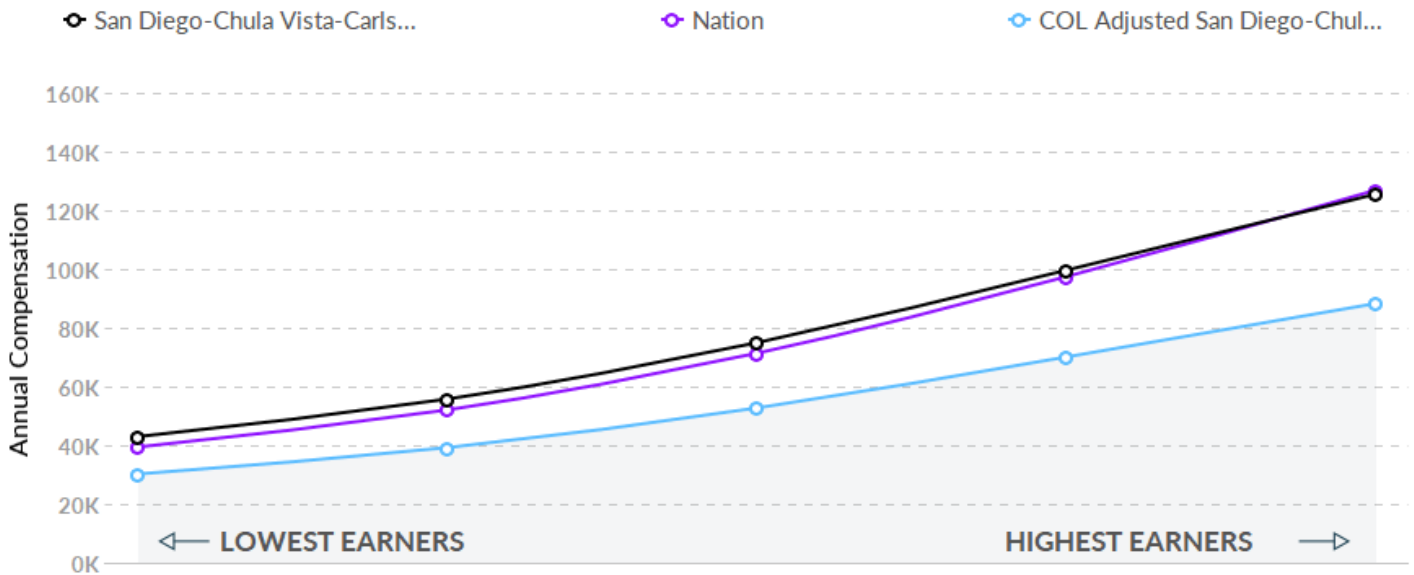


Industry	% of Occupation in Industry (2018)
Federal Government, Civilian	13.0%
Management, Scientific, and Technical Consulting Services	12.2%
Federal Government, Military	6.7%
Management of Companies and Enterprises	4.8%
Scientific Research and Development Services	3.7%
Local Government, Excluding Education and Hospitals	2.9%
Other	56.7%

Compensation

Regional Compensation Is 5% Higher Than National Compensation

For Business Operations Specialists, the 2020 median wage in San Diego-Chula Vista-Carlsbad, CA is \$74,875, while the national median wage is \$71,291.



Job Posting Activity



66,051 Unique Job Postings

The number of unique postings for this job from Jan 2018 to Jun 2021.



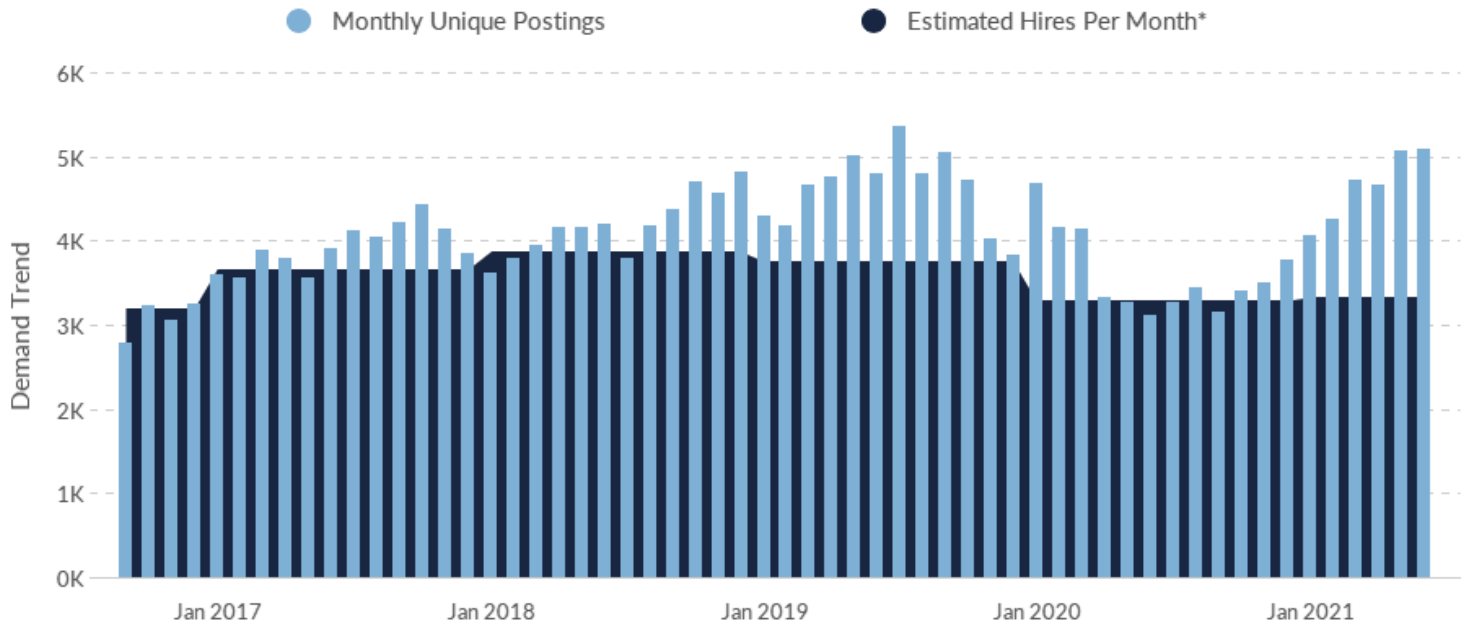
8,179 Employers Competing

All employers in the region who posted for this job from Jan 2018 to Jun 2021.








31 Day Median Duration

Posting duration is the same as what's typical in the region.



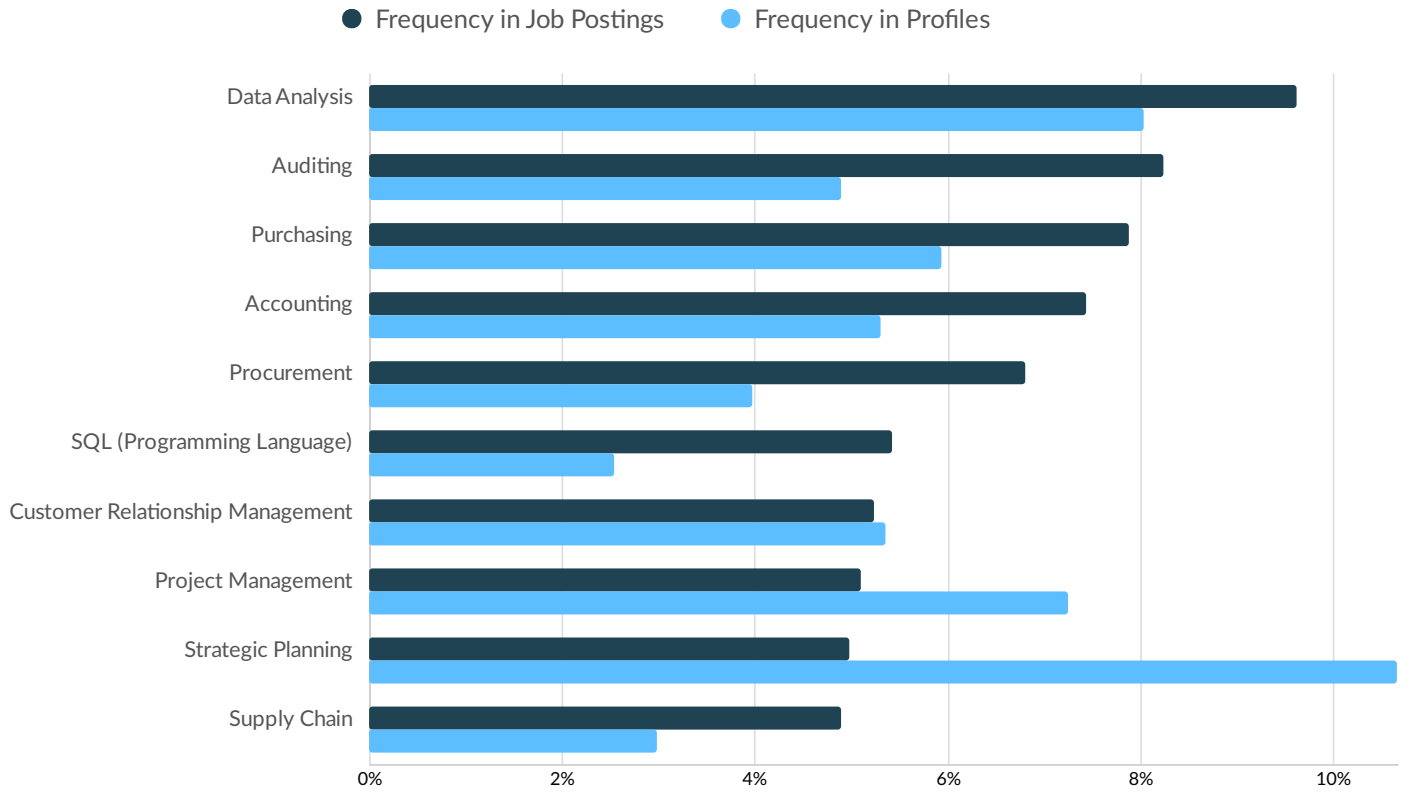
Occupation	Avg Monthly Postings (Jan 2018 - Jun 2021)	Avg Monthly Hires (Jan 2018 - Jun 2021)
Business Operations Specialists	4,215	3,600

*A hire is reported by the Quarterly Workforce Indicators when an individual's Social Security Number appears on a company's payroll and was not there the quarter before. Emsi hires are calculated using a combination of Emsi jobs data, information on separation rates from the Bureau of Labor Statistics (BLS), and industry-based hires data from the Census Bureau.

Top Companies	Unique Postings
Anthem, Inc.	938 
Northrop Grumman Corporation	868 
Oracle Corporation	851 
Thermo Fisher Scientific Inc	836 
General Atomics	717 
University of California	684 
Robert Half International Inc.	589 
Booz Allen Hamilton Holding Co...	588 
Deloitte LLP	530 
Lpl Financial	467 

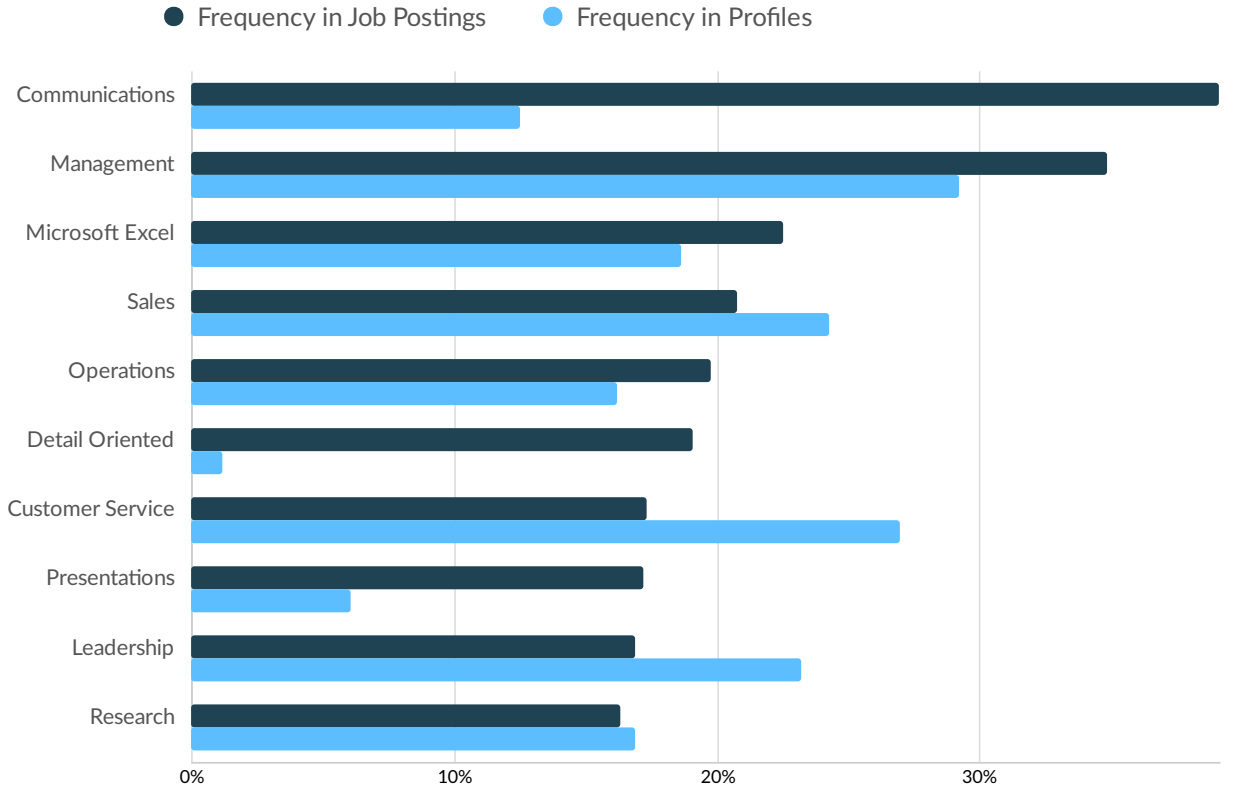
Top Job Titles	Unique Postings
Business Analysts	937 
Recruiters	711 
Data Analysts	599 
Estimators	572 
Buyers	525 
Regulatory Affairs Specialists	418 
Marketing Specialists	385 
Contract Administrators	374 
Digital Marketing Specialists	364 
Logistics Analysts	325 

Top Hard Skills



Skills	Postings	% of Total Postings	Profiles	% of Total Profiles
Data Analysis	6,356	10%	4,231	8%
Auditing	5,446	8%	2,574	5%
Purchasing	5,211	8%	3,126	6%
Accounting	4,913	7%	2,794	5%
Procurement	4,499	7%	2,096	4%
SQL (Programming Language)	3,585	5%	1,341	3%
Customer Relationship Management	3,459	5%	2,817	5%
Project Management	3,364	5%	3,816	7%
Strategic Planning	3,288	5%	5,613	11%
Supply Chain	3,234	5%	1,570	3%

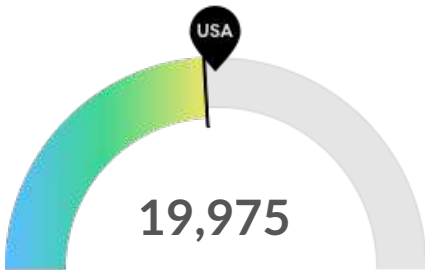
Top Common Skills



Skills	Postings	% of Total Postings	Profiles	% of Total Profiles
Communications	25,835	39%	6,573	12%
Management	23,040	35%	15,392	29%
Microsoft Excel	14,876	23%	9,817	19%
Sales	13,726	21%	12,795	24%
Operations	13,047	20%	8,517	16%
Detail Oriented	12,602	19%	611	1%
Customer Service	11,448	17%	14,190	27%
Presentations	11,366	17%	3,189	6%
Leadership	11,168	17%	12,216	23%
Research	10,787	16%	8,909	17%

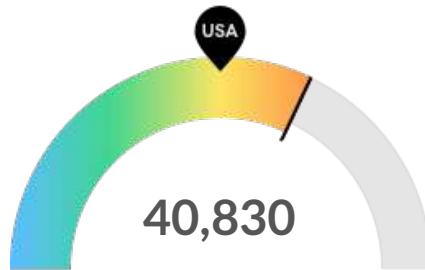
Demographics

Retirement Risk Is About Average, While Overall Diversity Is High



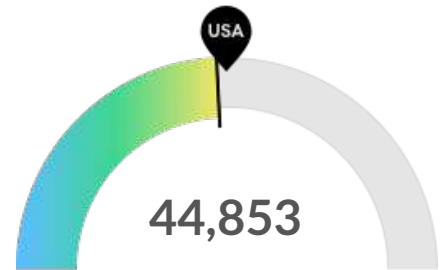
Retiring Soon

Retirement risk is about average in San Diego-Chula Vista-Carlsbad, CA. The national average for an area this size is 21,040* employees 55 or older, while there are 19,975 here.



Racial Diversity

Racial diversity is high in San Diego-Chula Vista-Carlsbad, CA. The national average for an area this size is 27,599* racially diverse employees, while there are 40,830 here.

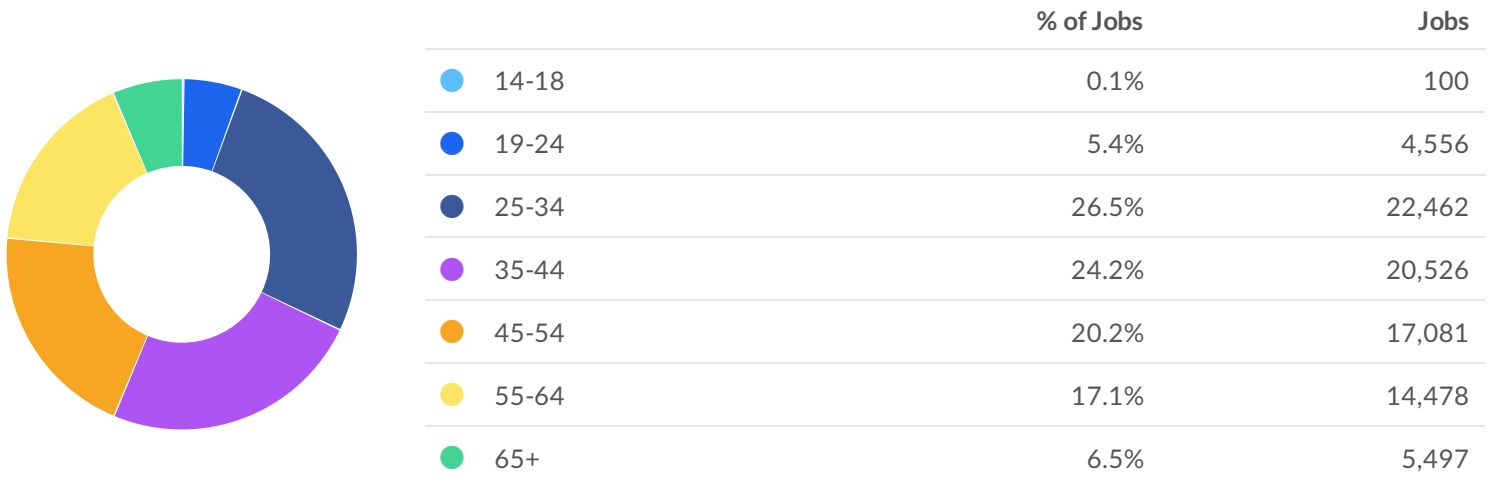


Gender Diversity

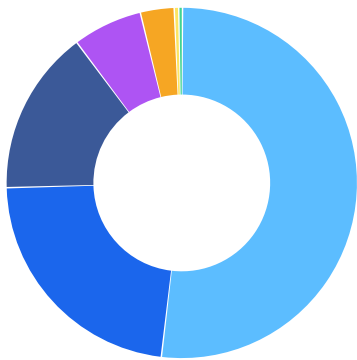
Gender diversity is about average in San Diego-Chula Vista-Carlsbad, CA. The national average for an area this size is 46,911* female employees, while there are 44,853 here.

*National average values are derived by taking the national value for Business Operations Specialists and scaling it down to account for the difference in overall workforce size between the nation and San Diego-Chula Vista-Carlsbad, CA. In other words, the values represent the national average adjusted for region size.

Occupation Age Breakdown

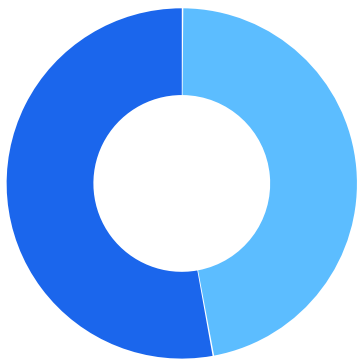


Occupation Race/Ethnicity Breakdown



	% of Jobs	Jobs
White	51.8%	43,869
Hispanic or Latino	22.7%	19,228
Asian	15.2%	12,891
Black or African American	6.4%	5,429
Two or More Races	3.1%	2,637
Native Hawaiian or Other Pacific Islander	0.4%	350
American Indian or Alaska Native	0.3%	295

Occupation Gender Breakdown



	% of Jobs	Jobs
Males	47.0%	39,847
Females	53.0%	44,853

Occupational Programs



97 Programs

Of the programs that can train for this job, 97 have produced completions in the last 5 years.



25,989 Completions (2019)



The completions from all regional institutions for all degree types.



9,391 Openings (2019)

The average number of openings for an occupation in the region is 271.

CIP Code	Top Programs	Completions (2019)
52.0201	Business Administration and Management, General	7,369
24.0101	Liberal Arts and Sciences/Liberal Studies	5,978
52.0299	Business Administration, Management and Operations, Oth...	1,246
45.1101	Sociology	1,005
43.0104	Criminal Justice/Safety Studies	861
45.0601	Economics, General	789
51.0701	Health/Health Care Administration/Management	681
14.1901	Mechanical Engineering	579
45.1001	Political Science and Government, General	559
30.2001	International/Global Studies	536

Top Schools	Completions (2019)
Ashford University	5,246 
San Diego State University	4,011 
Grossmont College	2,547 
University of California-San Diego	1,785 
MiraCosta College	1,692 
National University	1,676 
Palomar College	1,665 
University of San Diego	1,365 
California State University-San Marcos	1,097 
Southwestern College	991 

Appendix A

Business Operations Specialists in San Diego-Chula Vista-Carlsbad, CA

Appendix B - Data Sources and Calculations

Location Quotient

Location quotient (LQ) is a way of quantifying how concentrated a particular industry, cluster, occupation, or demographic group is in a region as compared to the nation. It can reveal what makes a particular region unique in comparison to the national average.

Occupation Data

Emsi occupation employment data are based on final Emsi industry data and final Emsi staffing patterns. Wage estimates are based on Occupational Employment Statistics (QCEW and Non-QCEW Employees classes of worker) and the American Community Survey (Self-Employed and Extended Proprietors). Occupational wage estimates also affected by county-level Emsi earnings by industry.

Staffing Patterns Data

The staffing pattern data in this report are compiled from several sources using a specialized process. For QCEW and Non-QCEW Employees classes of worker, sources include Occupational Employment Statistics, the National Industry-Occupation Employment Matrix, and the American Community Survey. For the Self-Employed and Extended Proprietors classes of worker, the primary source is the American Community Survey, with a small amount of information from Occupational Employment Statistics.

Cost of Living Data

Emsi's cost of living data is based on the Cost of Living Index published by the Council for Community and Economic Research (C2ER).

Emsi Job Postings

Job postings are collected from various sources and processed/enriched to provide information such as standardized company name, occupation, skills, and geography.

Institution Data

The institution data in this report is taken directly from the national IPEDS database published by the U.S. Department of Education's National Center for Education Statistics.